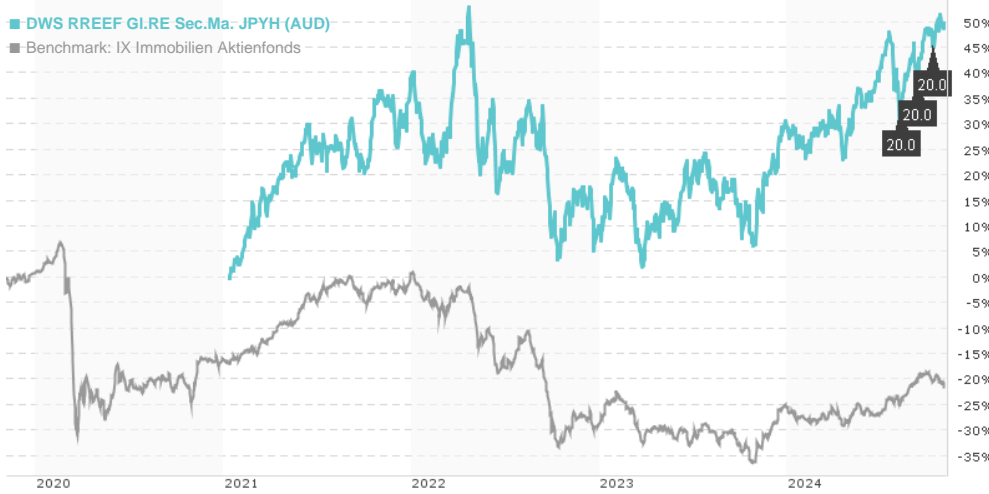


DWS RREEF GI.RE Sec.Ma. JPYH (AUD) / LU0461792425 / DWS0Y2 / DWS Investment SA

Last 10/31/2024 ¹	Region	Branch	Type of yield	Type
11563.00 JPY	Worldwide	Real Estate Fund/Equity	paying dividend	Real Estate Investment Fund



Risk key figures

SRI	1	2	3	4	5	6	7
-----	---	---	---	---	---	---	---

Mountain-View Funds Rating ²	EDA ³
▲▲▲▲▲	-

Yearly Performance

2023	+18.69%
2022	-20.86%
2021	+39.19%

Master data		Conditions		Other figures	
Fund type	Single fund	Issue surcharge	-	Minimum investment	UNT 0
Category	Real Estate	Planned administr. fee	0.00%	Savings plan	-
Sub category	Real Estate Fund/Equity	Deposit fees	0.00%	UCITS / OGAW	Yes
Fund domicile	Luxembourg	Redemption charge	-	Performance fee	0.00%
Tranch volume	(10/31/2024) USD 835.65 mill.	Ongoing charges	-	Redeployment fee	0.00%
Total volume	(08/30/2024) USD 74.77 mill.	Dividends		Investment company	
Launch date	12/18/2009	09.10.2024	20.00 JPY	DWS Investment SA	
KESt report funds	No	09.09.2024	20.00 JPY	Mainzer Landstraße 11-17, 60329, Frankfurt am Main	
Business year start	01.01.	08.08.2024	20.00 JPY	Germany	
Sustainability type	-	08.07.2024	20.00 JPY	https://www.dws.de	
Fund manager	John Vojticek	11.06.2024	20.00 JPY		

Performance	1M	6M	YTD	1Y	2Y	3Y	5Y	Since start
Performance	+1.18%	+14.34%	+14.60%	+39.92%	+30.62%	+9.54%	-	+49.83%
Performance p.a.	-	-	-	+39.79%	+14.27%	+3.09%	-	+11.22%
Sharpe ratio	0.88	1.47	0.83	1.95	0.53	0.00	-	0.38
Volatility	13.32%	18.67%	17.77%	18.95%	21.22%	22.83%	0.00%	21.63%
Worst month	-	-0.60%	-2.99%	-5.45%	-7.33%	-15.14%	0.00%	-15.14%
Best month	-	5.06%	8.38%	12.65%	12.65%	15.41%	0.00%	15.41%
Maximum loss	-2.56%	-15.32%	-15.32%	-15.32%	-17.21%	-33.23%	0.00%	-

Distribution permission

Luxembourg, Czech Republic

¹ Important note on update status: The displayed date refers exclusively to the calculation of the NAV.

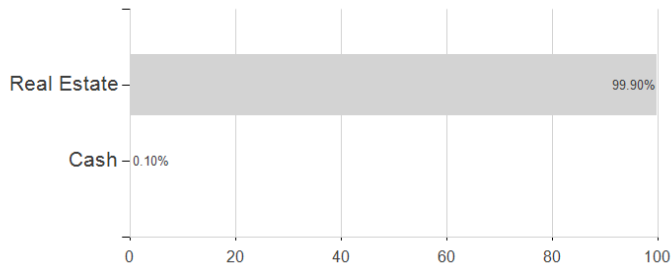
² The Mountain-View Data Fund Rating calculates a comparative ranking for funds using yield, volatility and trend data. For more information visit [MVD Funds Rating](#)

³ Displays the Ethical-Dynamical Ratio calculated according to standard criteria. The maximum value is 100. For more information visit [EDA](#)

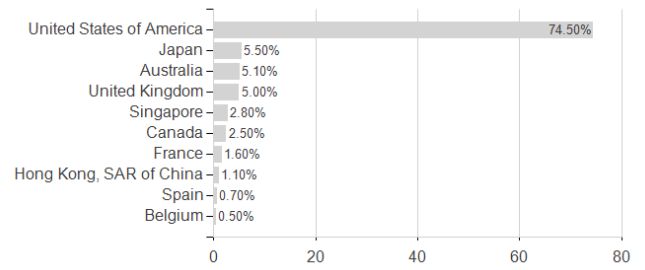
DWS RREEF GI.RE Sec.Ma. JPYH (AUD) / LU0461792425 / DWS0Y2 / DWS Investment SA

Assessment Structure

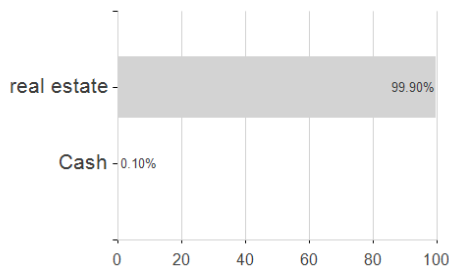
Assets



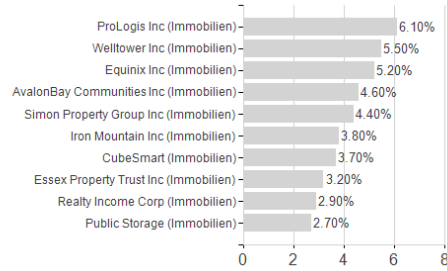
Countries



Branches



Largest positions



Currencies

