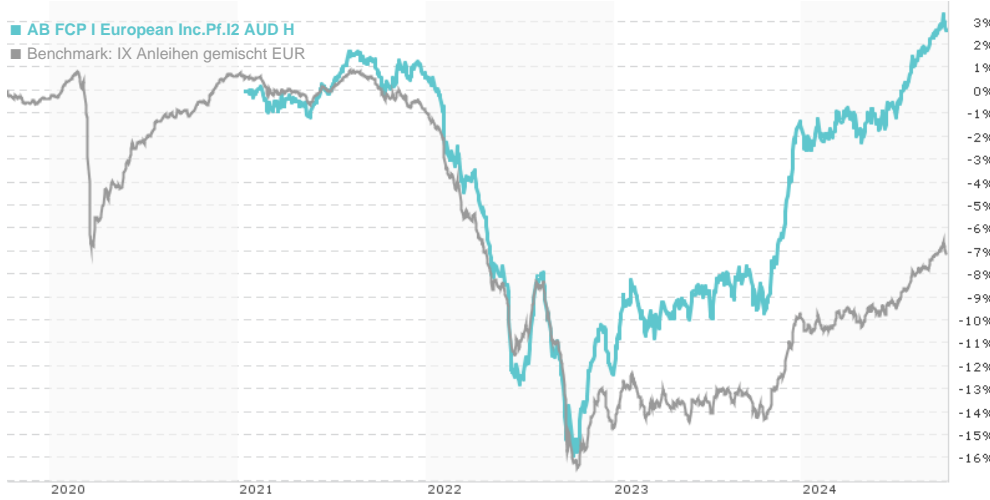


AB FCP I European Inc.Pf.I2 AUD H / LU0539802289 / A3CP1A / AllianceBernstein LU

Last 10/08/2024 <sup>1</sup>	Region	Branch	Type of yield	Type
32.32 AUD	Europe	Bonds: Mixed	reinvestment	Fixed-Income Fund



Risk key figures

SRI	1	2	3	4	5	6	7	
Mountain-View Funds Rating <sup>2</sup>							EDA <sup>3</sup>	82

Yearly Performance

2023	+12.40%
2022	-12.91%
2021	+0.64%

Master data		Conditions		Other figures	
Fund type	Single fund	Issue surcharge	1.50%	Minimum investment	AUD 1,000,000.00
Category	Bonds	Planned administr. fee	0.00%	Savings plan	-
Sub category	Bonds: Mixed	Deposit fees	0.00%	UCITS / OGAW	Yes
Fund domicile	Luxembourg	Redemption charge	0.00%	Performance fee	0.00%
Tranch volume	(10/08/2024) USD 4.45 mill.	Ongoing charges	-	Redeployment fee	0.00%
Total volume	(10/08/2024) USD 1,277.52 mill.	<b>Dividends</b>		<b>Investment company</b>	
Launch date	9/8/2010	AllianceBernstein LU			
KESr report funds	No	2-4, rue Eugene Ruppert, 2453, Luxembourg			
Business year start	01.09.	Luxembourg			
Sustainability type	-	https://www.alliancebernstein.com			
Fund manager	Scott DiMaggio, John Taylor, Gershon Distenfeld, Jamie Harding				

Performance	1M	6M	YTD	1Y	2Y	3Y	5Y	Since start
Performance	+0.34%	+3.99%	+4.22%	+12.93%	+21.00%	+2.47%	-	+2.67%
Performance p.a.	-	-	-	+12.93%	+10.02%	+0.82%	-	+0.71%
Sharpe ratio	0.45	1.45	0.68	2.61	1.58	-0.54	-	-0.62
Volatility	2.48%	3.34%	3.35%	3.72%	4.29%	4.51%	0.00%	4.14%
Worst month	-	-1.25%	-1.25%	-1.25%	-1.68%	-5.25%	0.00%	-5.25%
Best month	-	1.95%	3.99%	3.99%	3.99%	4.66%	0.00%	4.66%
Maximum loss	-0.68%	-1.35%	-1.54%	-1.54%	-2.77%	-16.99%	0.00%	-

Distribution permission

Austria, Germany, Switzerland, Czech Republic

<sup>1</sup> Important note on update status: The displayed date refers exclusively to the calculation of the NAV.

<sup>2</sup> The Mountain-View Data Fund Rating calculates a comparative ranking for funds using yield, volatility and trend data. For more information visit [MVD Funds Rating](#)

DISCLAIMER: The information on this page are for informational purposes only and should neither an offer to sell nor a solicitation for the purchase of the security or recommendation in favor of the security to be understood. baha GmbH assumes no liability despite thorough searches for the accuracy of the data.

Funds data from: www.mountain-view.com. Fact Sheet created by: www.baha.com

**AB FCP I European Inc.Pf.I2 AUD H / LU0539802289 / A3CP1A / AllianceBernstein LU**

**Investment strategy**

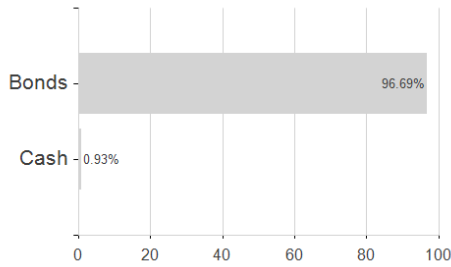
Under normal circumstances, the Portfolio invests mainly in debt securities from European companies and governments, denominated in European currencies. Normally, up to 35% of the Portfolio's total assets may be invested in lower-rated (below Investment Grade) and therefore riskier debt securities. The Portfolio may invest up to 25% of its net assets in emerging market countries. The Portfolio may use derivatives (i) for efficient portfolio management and (ii) in seeking to reduce potential risks

**Investment goal**

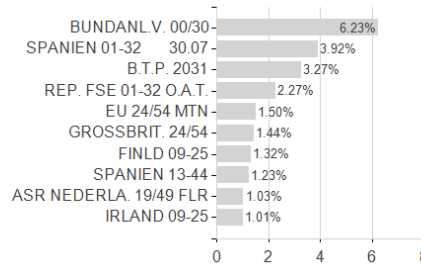
The Portfolio seeks to achieve a high return on your investment, both by earning high income and by increasing the value of your investment over the long term.

**Assessment Structure**

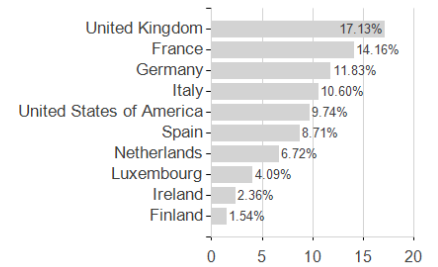
**Assets**



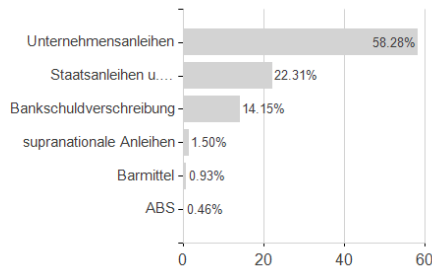
**Largest positions**



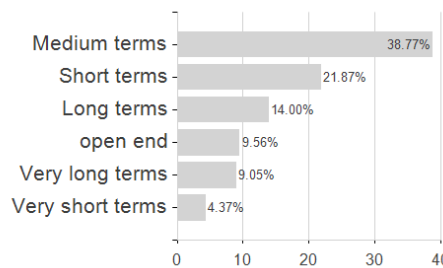
**Countries**



**Issuer**



**Duration**



**Currencies**

