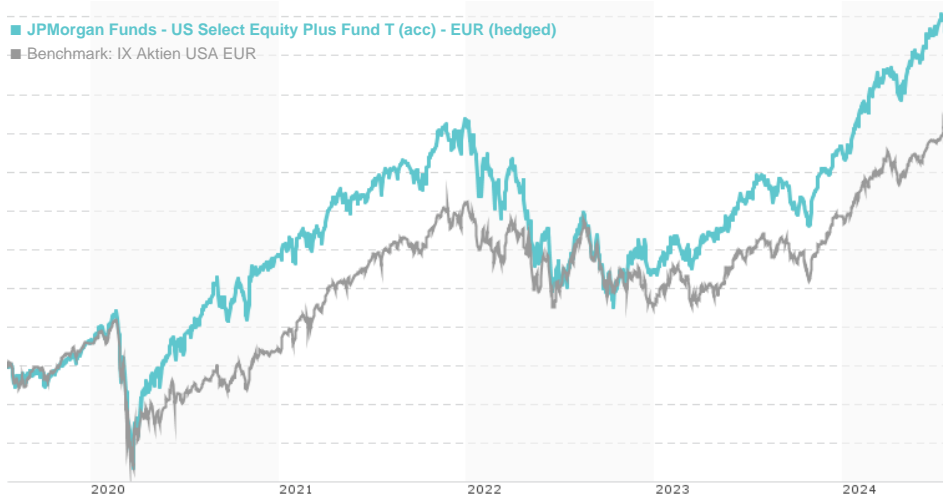


JPMorgan Funds - US Select Equity Plus Fund T (acc) - EUR (hedged) / LU1864443293 / A2N39M / JPMorgan AM (EU)

| | | | | |
|------------------------------|--------------------------|---------------|---------------|-------------|
| Last 07/22/2024 ¹ | Country | Branch | Type of yield | Type |
| 180.93 EUR | United States of America | Mixed Sectors | reinvestment | Equity Fund |



Risk key figures

| | | | | | | | |
|---|------------------|---|---|---|---|---|---|
| SRI | 1 | 2 | 3 | 4 | 5 | 6 | 7 |
| Mountain-View Funds Rating ² | EDA ³ | | | | | | |
| | ▲▲▲▲▲▲▲ | | | | | | |

Yearly Performance

| | |
|------|---------|
| 2023 | +26.13% |
| 2022 | -23.53% |
| 2021 | +26.45% |
| 2020 | +21.49% |
| 2019 | +23.96% |

| Master data | | Conditions | | Other figures | |
|---------------------|---------------------------------|--|-------|---------------------------|--------------|
| Fund type | Single fund | Issue surcharge | 3.00% | Minimum investment | USD 5,000.00 |
| Category | Equity | Planned administr. fee | 0.00% | Savings plan | - |
| Sub category | Mixed Sectors | Deposit fees | 0.00% | UCITS / OGAW | Yes |
| Fund domicile | Luxembourg | Redemption charge | 0.00% | Performance fee | 0.00% |
| Tranch volume | (07/22/2024) USD 1.72 mill. | Ongoing charges | - | Redeployment fee | 0.00% |
| Total volume | (07/22/2024) USD 5,592.76 mill. | Dividends | | Investment company | |
| Launch date | 9/28/2018 | JPMorgan AM (EU) | | | |
| KESr report funds | No | PO Box 275, 2012, Luxembourg | | | |
| Business year start | 01.07. | Luxembourg | | | |
| Sustainability type | - | https://www.jpmorganassetmanagement.de | | | |
| Fund manager | Susan Bao, Steven Lee | | | | |

| Performance | 1M | 6M | YTD | 1Y | 2Y | 3Y | 5Y | Since start |
|------------------|--------|---------|---------|---------|---------|---------|---------|-------------|
| Performance | +0.35% | +16.35% | +19.18% | +26.22% | +44.76% | +25.93% | +87.51% | +80.93% |
| Performance p.a. | - | - | - | +26.30% | +20.28% | +7.98% | +13.38% | +10.73% |
| Sharpe ratio | 0.12 | 2.55 | 2.75 | 1.91 | 1.09 | 0.25 | 0.50 | 0.37 |
| Volatility | 8.38% | 12.45% | 12.24% | 11.87% | 15.31% | 17.47% | 19.54% | 19.15% |
| Worst month | - | -1.80% | -1.80% | -4.32% | -8.05% | -9.52% | -11.37% | -11.37% |
| Best month | - | 5.27% | 5.27% | 9.22% | 10.17% | 10.17% | 12.46% | 12.46% |
| Maximum loss | -2.26% | -4.57% | -4.57% | -8.89% | -17.57% | -29.74% | -35.65% | - |

Distribution permission

Austria, Germany, Switzerland

¹ Important note on update status: The displayed date refers exclusively to the calculation of the NAV.
² The Mountain-View Data Fund Rating calculates a comparative ranking for funds using yield, volatility and trend data. For more information visit [MVD Funds Rating](#)

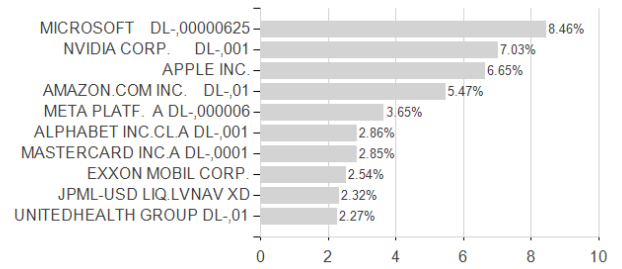
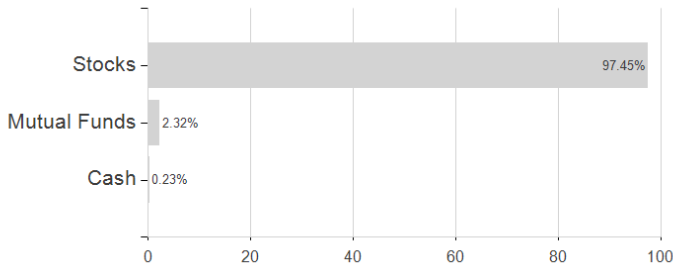
JPMorgan Funds - US Select Equity Plus Fund T (acc) - EUR (hedged) / LU1864443293 / A2N39M / JPMorgan AM (EU)

3 Displays the Ethical-Dynamical Ratio calculated according to standard criteria. The maximum value is 100. For more information visit [EDA](#)

Assessment Structure

Assets

Largest positions



Countries

Branches

Currencies

