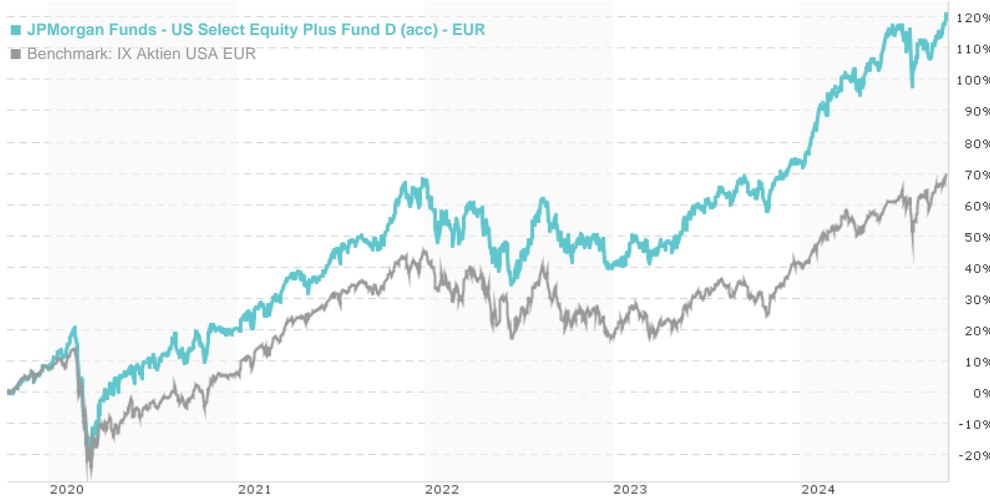


**JPMorgan Funds - US Select Equity Plus Fund D (acc) - EUR / LU0281484963 / A0MNMV / JPMorgan AM (EU)**

Last 10/10/2024 <sup>1</sup>	Country	Branch	Type of yield	Type
256.04 EUR	United States of America	Mixed Sectors	reinvestment	Equity Fund



**Risk key figures**

SRI	1	2	3	4	5	6	7
Mountain-View Funds Rating <sup>2</sup>	EDA <sup>3</sup>						
	▲▲▲▲▲						

**Yearly Performance**

2023	+24.86%
2022	-16.07%
2021	+38.01%
2020	+12.22%
2019	+30.01%

Master data		Conditions		Other figures	
Fund type	Single fund	Issue surcharge	5.00%	Minimum investment	USD 5,000.00
Category	Equity	Planned administr. fee	0.00%	Savings plan	-
Sub category	Mixed Sectors	Deposit fees	0.00%	UCITS / OGAW	Yes
Fund domicile	Luxembourg	Redemption charge	0.50%	Performance fee	0.00%
Tranch volume	(10/10/2024) USD 60.68 mill.	Ongoing charges	-	Redeployment fee	0.00%
Total volume	(10/10/2024) USD 6,124.20 mill.	<b>Dividends</b>		<b>Investment company</b>	
Launch date	2/23/2018	JPMorgan AM (EU) PO Box 275, 2012, Luxembourg Luxembourg <a href="https://www.jpmorganassetmanagement.de">https://www.jpmorganassetmanagement.de</a>			
KESt report funds	No				
Business year start	01.07.				
Sustainability type	-				
Fund manager	Susan Bao, Steven Lee				

Performance	1M	6M	YTD	1Y	2Y	3Y	5Y	Since start
Performance	+6.18%	+10.23%	+26.62%	+33.80%	+50.76%	+47.74%	+122.60%	+152.55%
Performance p.a.	-	-	-	+33.69%	+22.75%	+13.89%	+17.34%	+15.01%
Sharpe ratio	11.69	1.23	2.38	2.36	1.44	0.66	0.77	0.66
Volatility	8.91%	14.77%	13.65%	12.94%	13.56%	16.06%	18.41%	17.78%
Worst month	-	-2.33%	-2.33%	-3.34%	-5.44%	-6.90%	-10.33%	-10.33%
Best month	-	7.08%	7.08%	7.08%	7.08%	13.00%	13.46%	13.46%
Maximum loss	-0.79%	-9.07%	-9.07%	-9.07%	-9.07%	-20.13%	-35.61%	-

**Distribution permission**

Austria, Germany, Switzerland, Luxembourg, Czech Republic

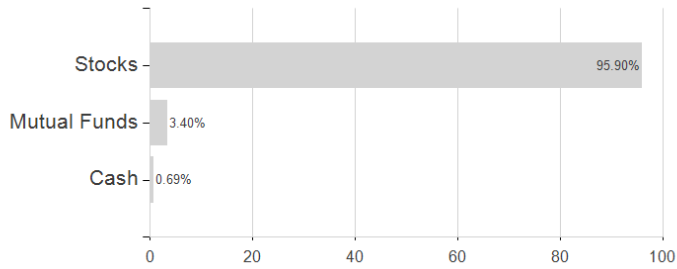
<sup>1</sup> Important note on update status: The displayed date refers exclusively to the calculation of the NAV.  
<sup>2</sup> The Mountain-View Data Fund Rating calculates a comparative ranking for funds using yield, volatility and trend data. For more information visit [MVD Funds Rating](#)

**JPMorgan Funds - US Select Equity Plus Fund D (acc) - EUR / LU0281484963 / A0MNVM / JPMorgan AM (EU)**

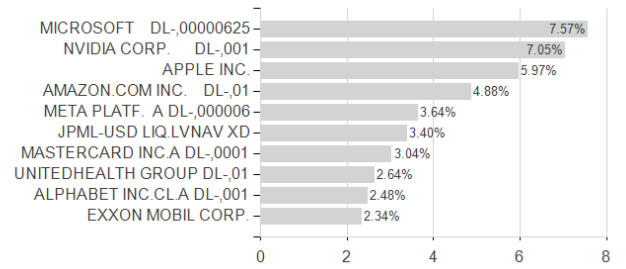
3 Displays the Ethical-Dynamical Ratio calculated according to standard criteria. The maximum value is 100. For more information visit [EDA](#)

**Assessment Structure**

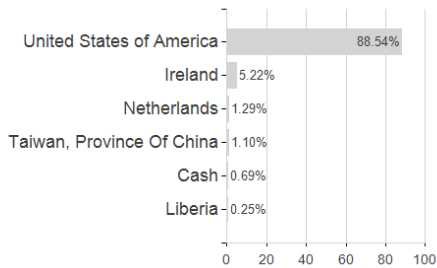
**Assets**



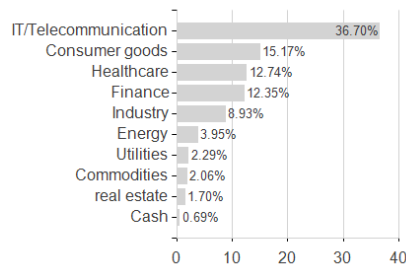
**Largest positions**



**Countries**



**Branches**



**Currencies**

