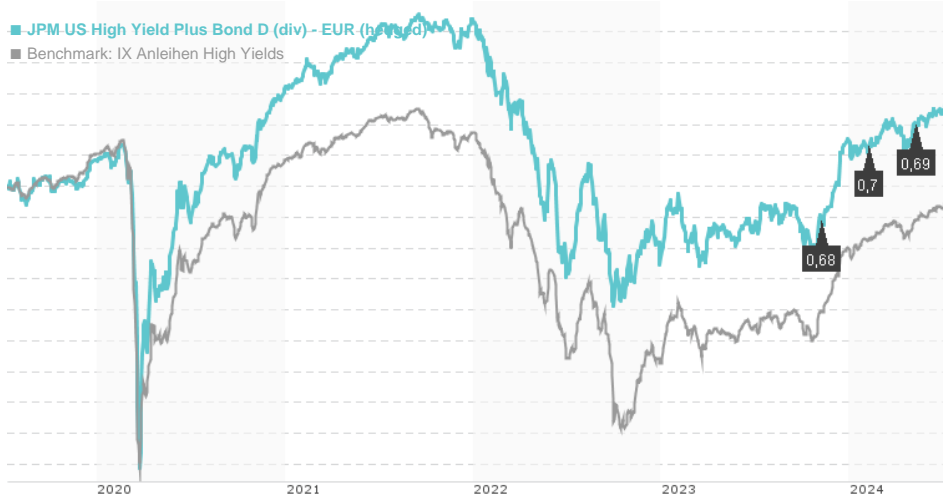


**JPM US High Yield Plus Bond D (div) - EUR (hedged) / LU0749328356 / A1JUC2 / JPMorgan AM (EU)**

Last 07/08/2024 <sup>1</sup>	Country	Branch	Type of yield	Type
47.22 EUR	United States of America	Corporate Bonds	paying dividend	Fixed-Income Fund



**Risk key figures**

SRI	1	2	3	4	5	6	7
Mountain-View Funds Rating <sup>2</sup>	EDA <sup>3</sup>						
	69						

**Yearly Performance**

2023	+8.05%
2022	-13.76%
2021	+3.96%
2020	+4.70%
2019	+9.58%

Master data		Conditions		Other figures	
Fund type	Single fund	Issue surcharge	3.00%	Minimum investment	USD 5,000.00
Category	Bonds	Planned administr. fee	0.00%	Savings plan	-
Sub category	Corporate Bonds	Deposit fees	0.00%	UCITS / OGAW	Yes
Fund domicile	Luxembourg	Redemption charge	0.50%	Performance fee	0.00%
Tranch volume	(07/08/2024) USD 24.19 mill.	Ongoing charges	-	Redeployment fee	0.00%
Total volume	(07/08/2024) USD 108.76 mill.	Dividends		Investment company	
Launch date	3/6/2012	08.05.2024	0.69 EUR	JPMorgan AM (EU)	
KESt report funds	No	08.02.2024	0.70 EUR	PO Box 275, 2012, Luxembourg	
Business year start	01.07.	08.11.2023	0.68 EUR	Luxembourg	
Sustainability type	-	08.08.2023	0.69 EUR	https://www.jpmorganassetmanagement.de	
Fund manager	Robert Cook, James P Shanahan Jr, Jeffrey Lovell, Thomas Hauser	11.05.2023	0.70 EUR		

Performance	1M	6M	YTD	1Y	2Y	3Y	5Y	Since start
Performance	+0.70%	+3.33%	+2.14%	+8.30%	+10.21%	-4.61%	+5.21%	+21.57%
Performance p.a.	-	-	-	+8.32%	+4.97%	-1.56%	+1.02%	+1.82%
Sharpe ratio	2.32	1.01	0.15	1.14	0.23	-0.92	-0.39	-0.34
Volatility	2.52%	3.03%	3.17%	4.06%	5.51%	5.75%	6.89%	5.53%
Worst month	-	-1.03%	-1.03%	-1.68%	-5.17%	-7.27%	-9.61%	-9.61%
Best month	-	1.09%	3.50%	3.85%	6.01%	6.01%	6.01%	6.01%
Maximum loss	-0.47%	-1.98%	-1.98%	-3.30%	-9.06%	-16.96%	-20.39%	-

**Distribution permission**

Austria, Germany, Switzerland, Luxembourg

<sup>1</sup> Important note on update status: The displayed date refers exclusively to the calculation of the NAV.

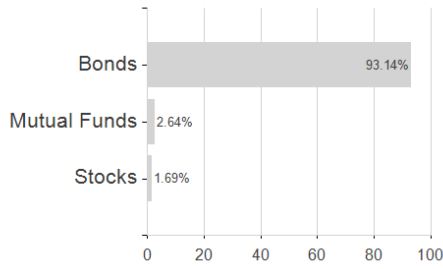
<sup>2</sup> The Mountain-View Data Fund Rating calculates a comparative ranking for funds using yield, volatility and trend data. For more information visit [MVD Funds Rating](#)

<sup>3</sup> Displays the Ethical-Dynamical Ratio calculated according to standard criteria. The maximum value is 100. For more information visit [EDA](#)

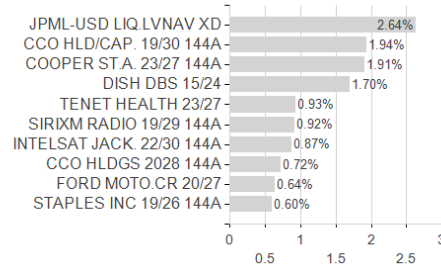
JPM US High Yield Plus Bond D (div) - EUR (hedged) / LU0749328356 / A1JUC2 / JPMorgan AM (EU)

Assessment Structure

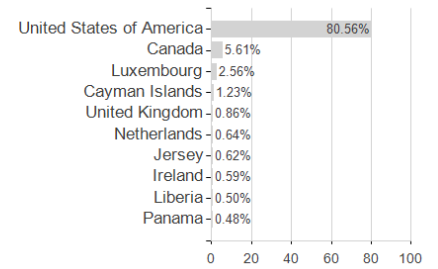
Assets



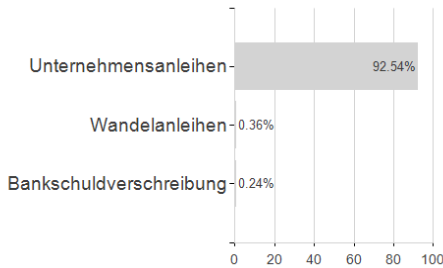
Largest positions



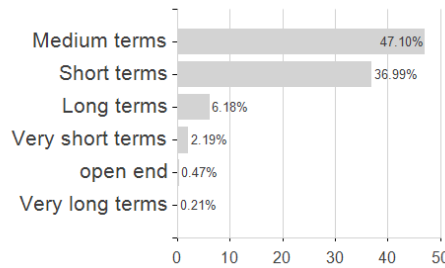
Countries



Issuer



Duration



Currencies

