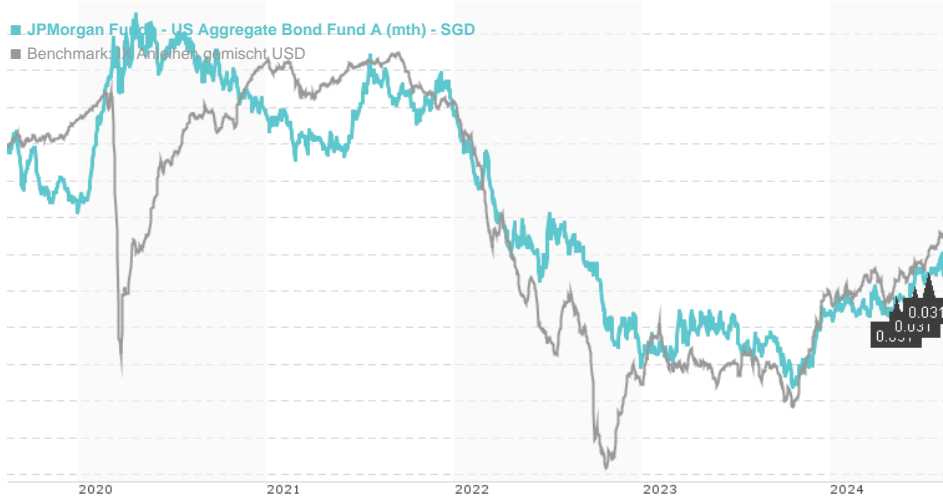


JPMorgan Funds - US Aggregate Bond Fund A (mth) - SGD / LU0719511973 / A2JC2S / JPMorgan AM (EU)

Last 08/16/2024 ¹	Country	Branch	Type of yield	Type
10.42 SGD	United States of America	Bonds: Mixed	paying dividend	Fixed-Income Fund



Risk key figures

SRI	1	2	3	4	5	6	7
Mountain-View Funds Rating ²	EDA ³						
	▲ ▲ ▲ ▲ ▲ ▲ ▲						

Yearly Performance

2023	+3.25%
2022	-13.51%
2021	+0.04%
2020	+5.44%
2019	+6.48%

Master data		Conditions		Other figures	
Fund type	Single fund	Issue surcharge	3.00%	Minimum investment	USD 35,000.00
Category	Bonds	Planned administr. fee	0.00%	Savings plan	-
Sub category	Bonds: Mixed	Deposit fees	0.00%	UCITS / OGAW	Yes
Fund domicile	Luxembourg	Redemption charge	0.50%	Performance fee	0.00%
Tranch volume	(08/16/2024) USD 0.816 mill.	Ongoing charges	-	Redeployment fee	0.00%
Total volume	(08/16/2024) USD 4,803.04 mill.	Dividends		Investment company	
Launch date	1/18/2012	09.07.2024	0.03 SGD	JPMorgan AM (EU)	
KESr report funds	No	12.06.2024	0.03 SGD	PO Box 275, 2012, Luxembourg	
Business year start	01.07.	08.05.2024	0.03 SGD	Luxembourg	
Sustainability type	-	09.04.2024	0.03 SGD	https://www.jpmorganassetmanagement.de	
Fund manager	Richard Figuly, Justin Rucker, Andy Melchiorre, Ed Fitzpatrick	08.03.2024	0.03 SGD		

Performance	1M	6M	YTD	1Y	2Y	3Y	5Y	Since start
Performance	-0.38%	+2.07%	+2.37%	+4.25%	-1.80%	-10.35%	-7.07%	+16.53%
Performance p.a.	-	-	-	+4.24%	-0.90%	-3.57%	-1.45%	+1.22%
Sharpe ratio	-1.82	0.16	0.07	0.16	-0.85	-1.33	-0.93	-0.46
Volatility	4.37%	4.20%	4.29%	4.54%	5.24%	5.36%	5.35%	5.05%
Worst month	-	-1.34%	-1.34%	-1.36%	-3.07%	-3.07%	-3.07%	-3.89%
Best month	-	1.95%	2.16%	2.16%	2.16%	2.16%	4.15%	4.30%
Maximum loss	-1.23%	-1.81%	-1.81%	-3.29%	-8.70%	-16.59%	-18.89%	-

Distribution permission

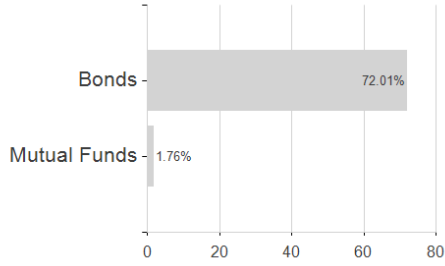
Austria, Germany, Switzerland

1 Important note on update status: The displayed date refers exclusively to the calculation of the NAV.
 2 The Mountain-View Data Fund Rating calculates a comparative ranking for funds using yield, volatility and trend data. For more information visit [MVD Funds Rating](#)
 3 Displays the Ethical-Dynamical Ratio calculated according to standard criteria. The maximum value is 100. For more information visit [EDA](#)
 DISCLAIMER: The information on this page are for informational purposes only and should neither an offer to sell nor a solicitation for the purchase of the security or recommendation in favor of the security to be understood. baha GmbH assumes no liability despite thorough searches for the accuracy of the data.
 Funds data from: www.mountain-view.com. Fact Sheet created by: www.baha.com
 Created: 08/16/2024

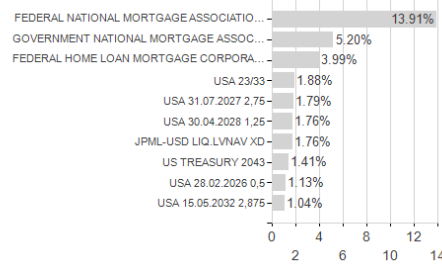
JPMorgan Funds - US Aggregate Bond Fund A (mth) - SGD / LU0719511973 / A2JC2S / JPMorgan AM (EU)

Assessment Structure

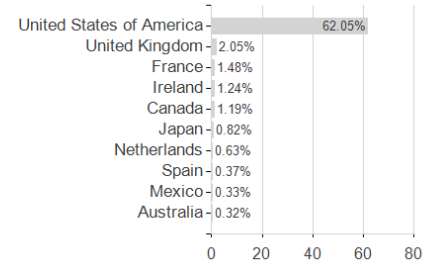
Assets



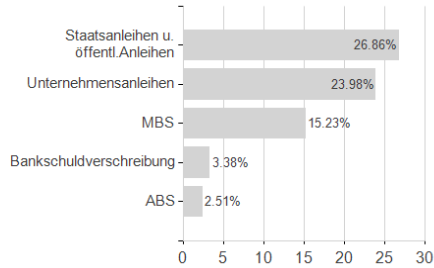
Largest positions



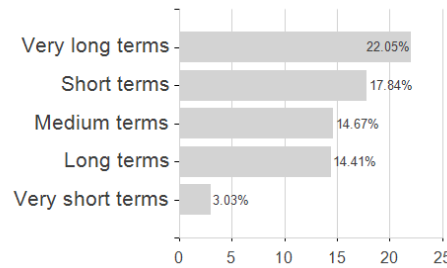
Countries



Issuer



Duration



Currencies

