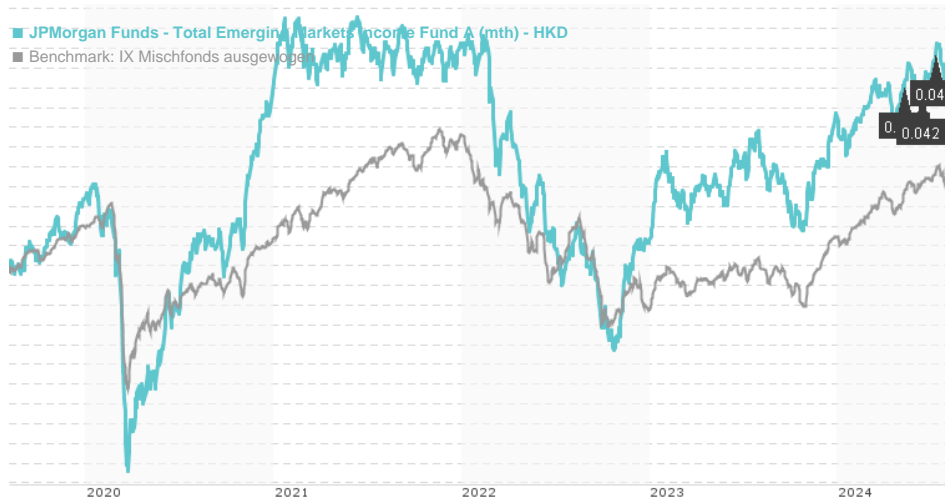


JPMorgan Funds - Total Emerging Markets Income Fund A (mth) - HKD / LU0974360884 / A2JC15 / JPMorgan AM

Last 08/02/2024 ¹	Region	Branch	Type of yield	Type
9.36 HKD	Emerging Markets	Mixed Fund/Balanced	paying dividend	Mixed Fund



Risk key figures

SRI	1	2	3	4	5	6	7
-----	---	---	---	---	---	---	---

Mountain-View Funds Rating² EDA³

▲▲▲▲▲▲	78
--------	----

Yearly Performance

2023	+12.56%
2022	-16.04%
2021	+2.91%
2020	+11.12%
2019	+15.11%

Master data		Conditions		Other figures	
Fund type	Single fund	Issue surcharge	5.00%	Minimum investment	USD 35,000.00
Category	Mixed Fund	Planned administr. fee	0.00%	Savings plan	-
Sub category	Mixed Fund/Balanced	Deposit fees	0.00%	UCITS / OGAW	Yes
Fund domicile	Luxembourg	Redemption charge	0.50%	Performance fee	0.00%
Tranch volume	(08/02/2024) USD 2.03 mill.	Ongoing charges	-	Redeployment fee	0.00%
Total volume	(08/02/2024) USD 267.32 mill.	Dividends		Investment company	
Launch date	12/19/2014	09.07.2024	0.04 HKD	JPMorgan AM (EU)	
KESt report funds	No	12.06.2024	0.04 HKD	PO Box 275, 2012, Luxembourg	
Business year start	01.07.	08.05.2024	0.04 HKD	Luxembourg	
Sustainability type	-	09.04.2024	0.04 HKD	https://www.jpmorganassetmanagement.de	
Fund manager	Omar Negyal, Joanne Baxter, Pierre-Yves Bateau, Isaac Thong	08.03.2024	0.04 HKD		

Performance	1M	6M	YTD	1Y	2Y	3Y	5Y	Since start
Performance	+0.01%	+3.82%	+2.87%	+6.19%	+17.08%	-2.06%	+17.38%	+41.06%
Performance p.a.	-	-	-	+6.18%	+8.19%	-0.69%	+3.25%	+4.38%
Sharpe ratio	-0.38	0.55	0.17	0.30	0.50	-0.45	-0.03	0.07
Volatility	9.16%	7.58%	7.71%	8.43%	9.08%	9.57%	11.21%	10.31%
Worst month	-	-1.05%	-1.77%	-3.45%	-7.12%	-7.12%	-14.71%	-14.71%
Best month	-	2.42%	4.38%	6.14%	9.91%	9.91%	9.91%	9.91%
Maximum loss	-3.11%	-4.40%	-4.40%	-7.37%	-12.35%	-26.46%	-26.93%	-

Distribution permission

Austria, Germany, Switzerland

¹ Important note on update status: The displayed date refers exclusively to the calculation of the NAV.

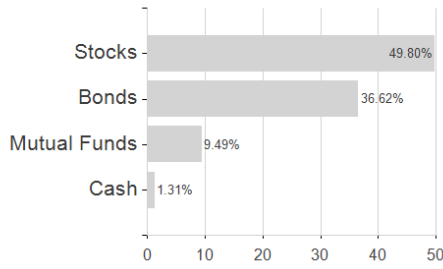
² The Mountain-View Data Fund Rating calculates a comparative ranking for funds using yield, volatility and trend data. For more information visit [MVD Funds Rating](#)

³ Displays the Ethical-Dynamical Ratio calculated according to standard criteria. The maximum value is 100. For more information visit [EDA](#)

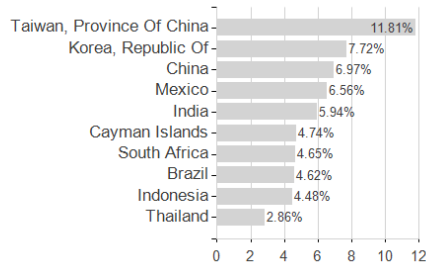
JPMorgan Funds - Total Emerging Markets Income Fund A (mth) - HKD / LU0974360884 / A2JC15 / JPMorgan AM

Assessment Structure


Assets



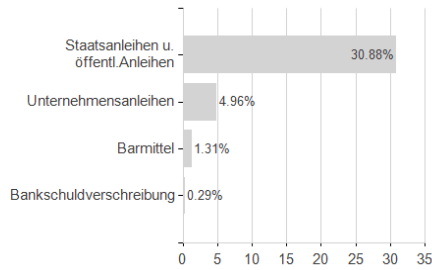
Countries



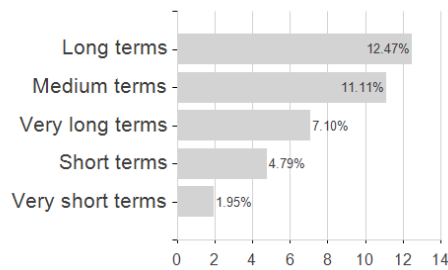
Largest positions



Issuer



Duration



Currencies

