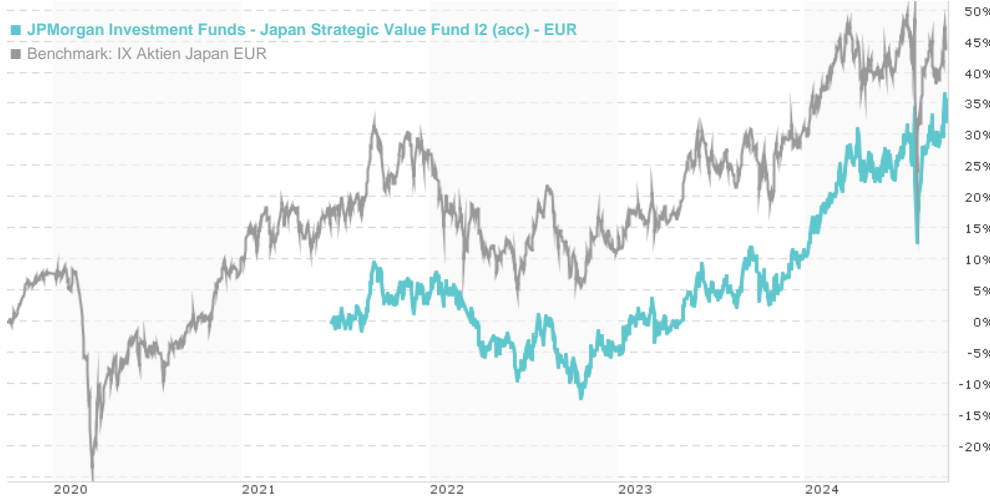


JPMorgan Investment Funds - Japan Strategic Value Fund I2 (acc) - EUR / LU2353010247 / A3CR40 / JPMorgan AM

Last 10/02/2024 ¹	Country	Branch	Type of yield	Type
132.19 EUR	Japan	Mixed Sectors	reinvestment	Equity Fund



Risk key figures							
SRI	1	2	3	4	5	6	7
Mountain-View Funds Rating ²							EDA ³
							77

Yearly Performance	
2023	+16.25%
2022	-7.77%

Master data		Conditions		Other figures	
Fund type	Single fund	Issue surcharge	0.00%	Minimum investment	USD 100,000,000.00
Category	Equity	Planned administr. fee	0.00%	Savings plan	-
Sub category	Mixed Sectors	Deposit fees	0.00%	UCITS / OGAW	Yes
Fund domicile	Luxembourg	Redemption charge	0.00%	Performance fee	0.00%
Tranch volume	(10/02/2024) JPY 5.73 mill.	Ongoing charges	-	Redeployment fee	0.00%
Total volume	(10/02/2024) JPY 72,843.49 mill.	Dividends		Investment company	
Launch date	6/25/2021			JPMorgan AM (EU)	
KESr report funds	No			PO Box 275, 2012, Luxembourg	
Business year start	01.01.			Luxembourg	
Sustainability type	-			https://www.jpmorganassetmanagement.de	
Fund manager	Geoff Hoare, Masaki Uchida				

Performance	1M	6M	YTD	1Y	2Y	3Y	5Y	Since start
Performance	+1.34%	+5.23%	+18.68%	+22.67%	+45.47%	+27.35%	-	+32.19%
Performance p.a.	-	-	-	+22.60%	+20.61%	+8.40%	-	+8.90%
Sharpe ratio	0.55	0.29	0.99	0.91	0.94	0.29	-	0.32
Volatility	26.24%	25.94%	22.76%	21.42%	18.41%	17.73%	0.00%	17.46%
Worst month	-	-2.63%	-2.63%	-4.19%	-4.19%	-7.42%	0.00%	-7.42%
Best month	-	6.20%	6.20%	6.20%	6.31%	7.29%	0.00%	7.29%
Maximum loss	-3.73%	-16.06%	-16.06%	-16.06%	-16.06%	-18.62%	0.00%	-

Distribution permission	
Austria, Germany, Switzerland, Czech Republic	

¹ Important note on update status: The displayed date refers exclusively to the calculation of the NAV.
² The Mountain-View Data Fund Rating calculates a comparative ranking for funds using yield, volatility and trend data. For more information visit [MVD Funds Rating](#)

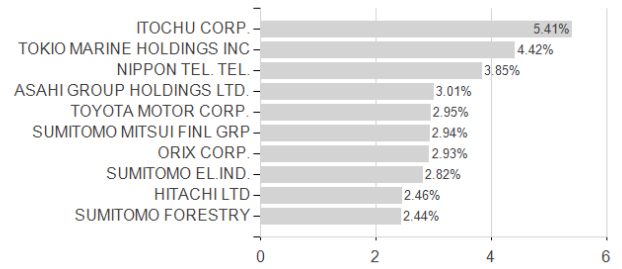
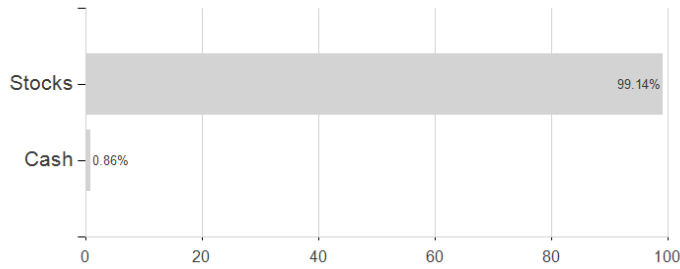
JPMorgan Investment Funds - Japan Strategic Value Fund I2 (acc) - EUR / LU2353010247 / A3CR40 / JPMorgan AM

3 Displays the Ethical-Dynamical Ratio calculated according to standard criteria. The maximum value is 100. For more information visit [EDA](#)

Assessment Structure

Assets

Largest positions



Countries

Branches

Currencies

