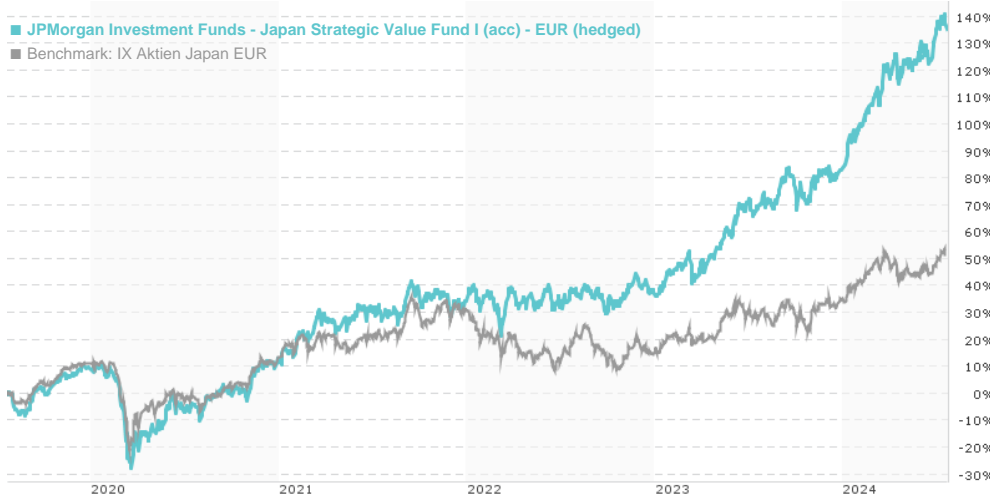


JPMorgan Investment Funds - Japan Strategic Value Fund I (acc) - EUR (hedged) / LU1668657197 / A2DWED /

Last 07/23/2024 ¹	Country	Branch	Type of yield	Type
224.27 EUR	Japan	Mixed Sectors	reinvestment	Equity Fund



Risk key figures

SRI	1	2	3	4	5	6	7
Mountain-View Funds Rating ²							EDA ³
							75

Yearly Performance

2023	+33.18%
2022	+2.43%
2021	+19.46%
2020	+2.82%
2019	+14.10%

Master data		Conditions		Other figures	
Fund type	Single fund	Issue surcharge	0.00%	Minimum investment	USD 10,000,000.00
Category	Equity	Planned administr. fee	0.00%	Savings plan	-
Sub category	Mixed Sectors	Deposit fees	0.00%	UCITS / OGAW	Yes
Fund domicile	Luxembourg	Redemption charge	0.00%	Performance fee	0.00%
Tranch volume	(07/22/2024) JPY 51.62 mill.	Ongoing charges	-	Redeployment fee	0.00%
Total volume	(07/22/2024) JPY 77,043.59 mill.	Dividends		Investment company	
Launch date	8/29/2017	JPMorgan AM (EU)			
KESr report funds	Yes	PO Box 275, 2012, Luxembourg			
Business year start	01.01.	Luxembourg			
Sustainability type	-	https://www.jpmorganassetmanagement.de			
Fund manager	Geoff Hoare, Masaki Uchida				

Performance	1M	6M	YTD	1Y	2Y	3Y	5Y	Since start
Performance	+4.70%	+18.93%	+28.33%	+38.15%	+69.28%	+80.80%	+137.59%	+123.31%
Performance p.a.	-	-	-	+38.28%	+30.06%	+21.89%	+18.87%	+12.35%
Sharpe ratio	6.06	2.55	3.71	2.36	1.84	1.18	0.83	0.49
Volatility	12.91%	14.85%	14.54%	14.73%	14.34%	15.49%	18.25%	17.61%
Worst month	-	0.63%	0.59%	-2.39%	-5.78%	-5.78%	-12.18%	-12.18%
Best month	-	8.24%	8.24%	8.24%	8.24%	8.24%	12.08%	12.08%
Maximum loss	-2.30%	-4.96%	-4.96%	-8.33%	-8.33%	-14.36%	-34.89%	-

Distribution permission

Austria, Germany, Switzerland

¹ Important note on update status: The displayed date refers exclusively to the calculation of the NAV.
² The Mountain-View Data Fund Rating calculates a comparative ranking for funds using yield, volatility and trend data. For more information visit [MVD Funds Rating](#)

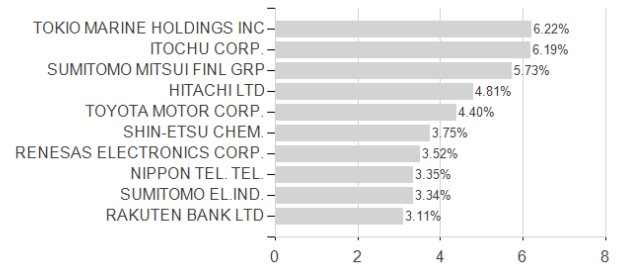
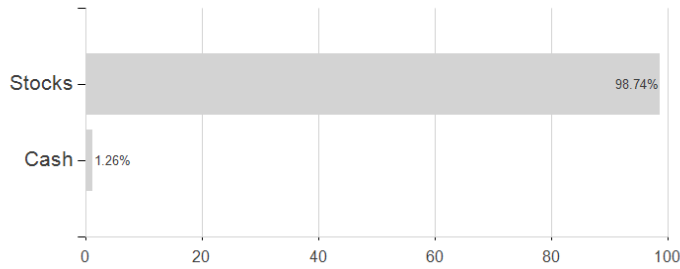
JPMorgan Investment Funds - Japan Strategic Value Fund I (acc) - EUR (hedged) / LU1668657197 / A2DWED /

3 Displays the Ethical-Dynamical Ratio calculated according to standard criteria. The maximum value is 100. For more information visit [EDA](#)

Assessment Structure

Assets

Largest positions



Countries

Branches

Currencies

