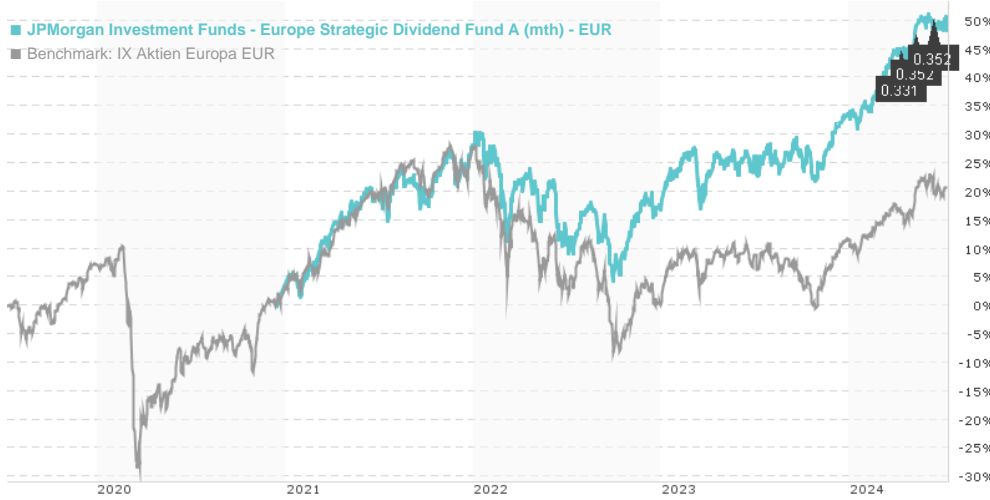


JPMorgan Investment Funds - Europe Strategic Dividend Fund A (mth) - EUR / LU1197970046 / A2JCXS / JPMorgan

Last 07/09/2024 ¹	Region	Branch	Type of yield	Type
89.17 EUR	Europe	Mixed Sectors	paying dividend	Equity Fund



Risk key figures

SRI	1	2	3	4	5	6	7	
Mountain-View Funds Rating ²							EDA ³	72

Yearly Performance

2023	+14.39%
2022	-8.80%
2021	+26.93%

Master data		Conditions		Other figures	
-------------	--	------------	--	---------------	--

Fund type	Single fund	Issue surcharge	5.00%	Minimum investment	USD 35,000.00
Category	Equity	Planned administr. fee	0.00%	Savings plan	-
Sub category	Mixed Sectors	Deposit fees	0.00%	UCITS / OGAW	Yes
Fund domicile	Luxembourg	Redemption charge	0.50%	Performance fee	0.00%
Tranch volume	(07/09/2024) EUR 7.01 mill.	Ongoing charges	-	Redeployment fee	0.00%
Total volume	(07/09/2024) EUR 538.76 mill.	Dividends		Investment company	
Launch date	3/10/2015	12.06.2024	0.35 EUR	JPMorgan AM (EU)	
KESt report funds	No	08.05.2024	0.35 EUR	PO Box 275, 2012, Luxembourg	
Business year start	01.01.	09.04.2024	0.33 EUR	Luxembourg	
Sustainability type	-	08.03.2024	0.33 EUR	https://www.jpmorganassetmanagement.de	
Fund manager	M. Barakos, T. Buckingham, I. Butler	08.02.2024	0.33 EUR		

Performance	1M	6M	YTD	1Y	2Y	3Y	5Y	Since start
Performance	-1.00%	+11.06%	+11.05%	+20.66%	+32.50%	+24.89%	-	+48.49%
Performance p.a.	-	-	-	+20.66%	+15.13%	+7.68%	-	+11.71%
Sharpe ratio	-1.27	2.09	2.00	1.78	1.00	0.29	-	0.60
Volatility	12.28%	9.46%	9.38%	9.55%	11.42%	13.55%	0.00%	13.36%
Worst month	-	-1.29%	-1.29%	-3.86%	-6.68%	-8.93%	0.00%	-8.93%
Best month	-	4.75%	4.75%	5.65%	6.60%	6.60%	0.00%	7.04%
Maximum loss	-2.35%	-2.95%	-2.95%	-5.90%	-11.69%	-19.99%	0.00%	-

Distribution permission

Austria, Germany, Switzerland

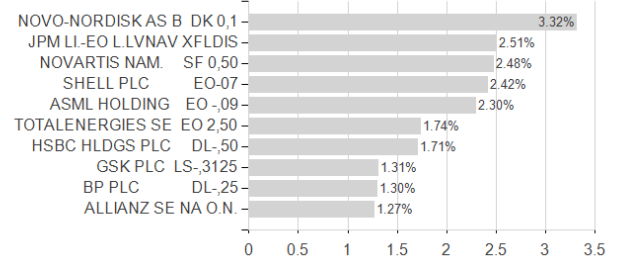
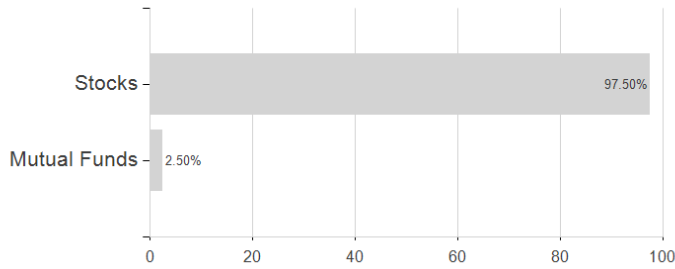
¹ Important note on update status: The displayed date refers exclusively to the calculation of the NAV.
² The Mountain-View Data Fund Rating calculates a comparative ranking for funds using yield, volatility and trend data. For more information visit [MVD Funds Rating](#)
³ Displays the Ethical-Dynamical Ratio calculated according to standard criteria. The maximum value is 100. For more information visit [EDA](#)

JPMorgan Investment Funds - Europe Strategic Dividend Fund A (mth) - EUR / LU1197970046 / A2JCXS / JPMorgan

Assessment Structure

Assets

Largest positions



Countries

Branches

Currencies

