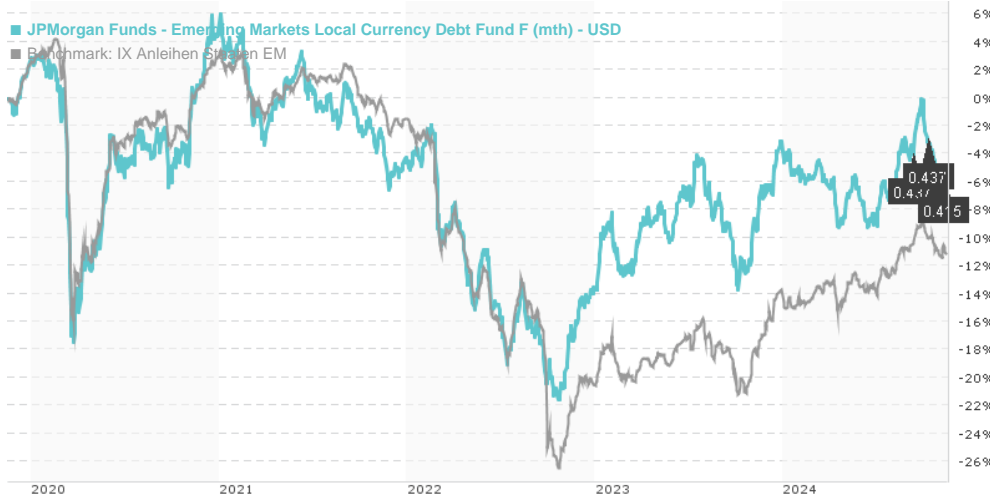


JPMorgan Funds - Emerging Markets Local Currency Debt Fund F (mth) - USD / LU1903680509 / A2N8J2 / JPMorgan

Last 11/14/2024 ¹	Region	Branch	Type of yield	Type
70.55 USD	Emerging Markets	Government Bonds	paying dividend	Fixed-Income Fund



Risk key figures

SRI	1	2	3	4	5	6	7	
Mountain-View Funds Rating ²							EDA ³	70

Yearly Performance

2023	+11.97%
2022	-9.54%
2021	-8.71%
2020	+2.07%
2019	+11.27%

Master data		Conditions		Other figures	
-------------	--	------------	--	---------------	--

Fund type	Single fund	Issue surcharge	3.00%	Minimum investment	USD 35,000.00
Category	Bonds	Planned administr. fee	0.00%	Savings plan	-
Sub category	Government Bonds	Deposit fees	0.00%	UCITS / OGAW	Yes
Fund domicile	Luxembourg	Redemption charge	0.00%	Performance fee	0.00%
Tranch volume	(11/14/2024) USD 0.706 mill.	Ongoing charges	-	Redeployment fee	0.00%
Total volume	(11/14/2024) USD 1,037.35 mill.	Dividends		Investment company	
Launch date	11/27/2018	08.11.2024	0.42 USD	JPMorgan AM (EU)	
KESr report funds	No	09.10.2024	0.44 USD	PO Box 275, 2012, Luxembourg	
Business year start	01.07.	10.09.2024	0.44 USD	Luxembourg	
Sustainability type	-	08.08.2024	0.44 USD	https://www.jpmorganassetmanagement.de	
Fund manager	Didier Lambert, Pierre-Yves Bareaux, Julien Allard	09.07.2024	0.42 USD		

Performance	1M	6M	YTD	1Y	2Y	3Y	5Y	Since start
Performance	-4.23%	-0.78%	-4.38%	+1.13%	+11.39%	-4.65%	-6.87%	+2.02%
Performance p.a.	-	-	-	+1.12%	+5.53%	-1.58%	-1.41%	+0.34%
Sharpe ratio	-4.83	-0.66	-1.22	-0.27	0.33	-0.56	-0.50	-0.31
Volatility	8.88%	6.97%	6.59%	7.00%	7.61%	8.25%	8.91%	8.69%
Worst month	-	-5.35%	-5.35%	-5.35%	-5.35%	-5.35%	-12.02%	-12.02%
Best month	-	3.65%	3.84%	5.88%	6.96%	6.96%	6.96%	6.96%
Maximum loss	-4.23%	-7.32%	-7.32%	-7.32%	-9.98%	-20.09%	-25.99%	-

Distribution permission

Austria, Germany, Switzerland, Luxembourg, Czech Republic

1 Important note on update status: The displayed date refers exclusively to the calculation of the NAV.
 2 The Mountain-View Data Fund Rating calculates a comparative ranking for funds using yield, volatility and trend data. For more information visit [MVD Funds Rating](#)
 3 Displays the Ethical-Dynamical Ratio calculated according to standard criteria. The maximum value is 100. For more information visit [EDA](#)

JPMorgan Funds - Emerging Markets Local Currency Debt Fund F (mth) - USD / LU1903680509 / A2N8J2 / JPMorgan

Investment strategy

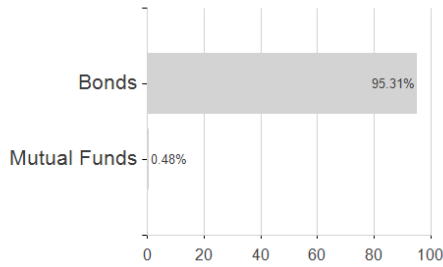
Uses a globally integrated research driven investment process that focuses on analysing fundamental, quantitative and technical factors across countries, sectors and issuers. Combines top-down decision making - including country allocation, duration management and currency exposure - with bottom-up security selection.

Investment goal


To achieve a return in excess of government bond markets of emerging markets countries by investing primarily in emerging market local currency debt securities, using derivatives where appropriate.

Assessment Structure

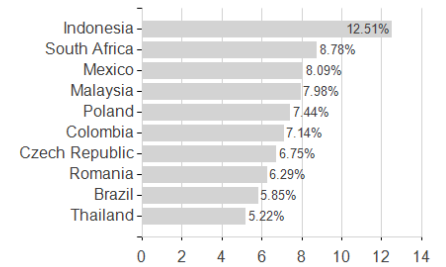
Assets



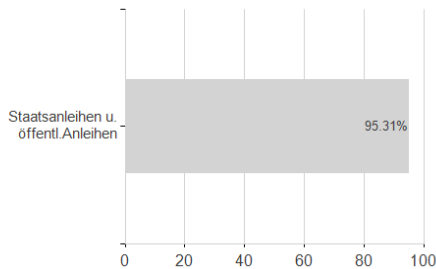
Largest positions



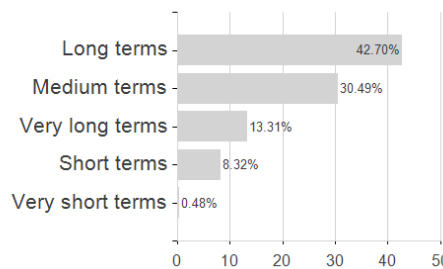
Countries



Issuer



Duration



Currencies

