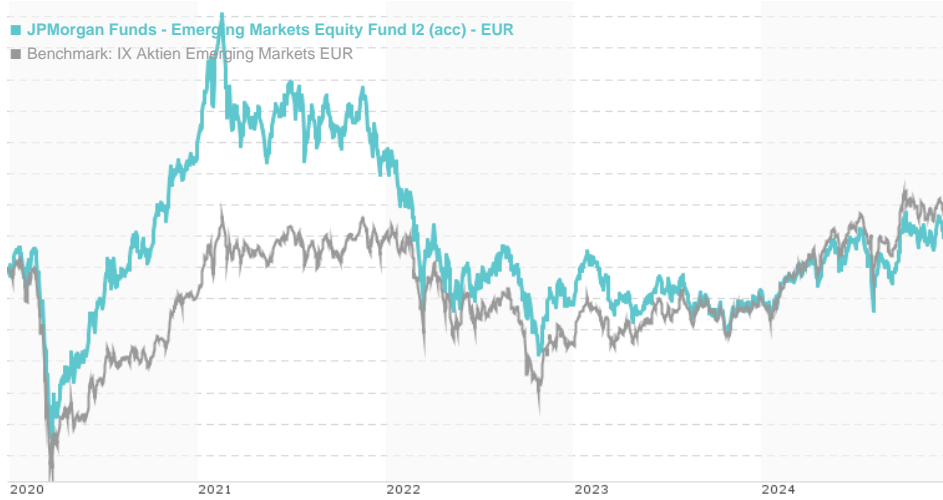


**JPMorgan Funds - Emerging Markets Equity Fund I2 (acc) - EUR / LU1814670615 / A2JK7F / JPMorgan AM (EU)**

|                              |                  |               |               |             |
|------------------------------|------------------|---------------|---------------|-------------|
| Last 12/23/2024 <sup>1</sup> | Region           | Branch        | Type of yield | Type        |
| 129.15 EUR                   | Emerging Markets | Mixed Sectors | reinvestment  | Equity Fund |



**Risk key figures**

|   |                  |   |   |   |   |   |   |
|---|------------------|---|---|---|---|---|---|
| SRI                                     | 1                | 2 | 3 | 4 | 5 | 6 | 7 |
| Mountain-View Funds Rating <sup>2</sup> | EDA <sup>3</sup> |   |   |   |   |   |   |
|   | 79               |   |   |   |   |   |   |

**Yearly Performance**

|      |         |
|------|---------|
| 2023 | +2.58%  |
| 2022 | -20.76% |
| 2021 | -1.72%  |
| 2020 | +22.35% |
| 2019 | +33.79% |

| Master data |  | Conditions |  | Other figures |  |
|-------------|--|------------|--|---------------|--|
|-------------|--|------------|--|---------------|--|

|                     |                                 |  |       |                           |                    |
|---------------------|---------------------------------|--|-------|---------------------------|--------------------|
| Fund type           | Single fund                     | Issue surcharge                        | 0.00% | Minimum investment        | USD 100,000,000.00 |
| Category            | Equity                          | Planned administr. fee                 | 0.00% | Savings plan              | -                  |
| Sub category        | Mixed Sectors                   | Deposit fees                           | 0.00% | UCITS / OGAW              | Yes                |
| Fund domicile       | Luxembourg                      | Redemption charge                      | 0.00% | Performance fee           | 0.00%              |
| Tranch volume       | (12/23/2024) USD 41.06 mill.    | Ongoing charges                        | -     | Redeployment fee          | 0.00%              |
| Total volume        | (12/23/2024) USD 4,741.11 mill. | <b>Dividends</b>                       |       | <b>Investment company</b> |                    |
| Launch date         | 6/8/2018                        | JPMorgan AM (EU)                       |       |                           |                    |
| KESr report funds   | No                              | PO Box 275, 2012, Luxembourg           |       |                           |                    |
| Business year start | 01.07.                          | Luxembourg                             |       |                           |                    |
| Sustainability type | -                               | https://www.jpmorganassetmanagement.de |       |                           |                    |
| Fund manager        | Austin Forey, Leon Eidelman     |  |       |                           |                    |

| Performance      | 1M     | 6M      | YTD     | 1Y      | 2Y      | 3Y      | 5Y      | Since start |
|------------------|--------|---------|---------|---------|---------|---------|---------|-------------|
| Performance      | -0.34% | +1.20%  | +9.25%  | +10.93% | +11.91% | -10.26% | +5.66%  | +29.15%     |
| Performance p.a. | -      | -       | -       | +11.03% | +5.78%  | -3.54%  | +1.11%  | +3.98%      |
| Sharpe ratio     | -0.55  | -0.02   | 0.47    | 0.59    | 0.23    | -0.39   | -0.09   | 0.07        |
| Volatility       | 12.87% | 16.18%  | 14.23%  | 14.17%  | 12.98%  | 16.21%  | 19.35%  | 18.39%      |
| Worst month      | -      | -2.87%  | -3.04%  | -3.04%  | -4.44%  | -9.36%  | -15.19% | -15.19%     |
| Best month       | -      | 4.96%   | 4.96%   | 4.96%   | 6.81%   | 10.39%  | 10.39%  | 10.39%      |
| Maximum loss     | -3.08% | -12.42% | -12.42% | -12.42% | -12.66% | -27.60% | -38.62% | -           |

**Distribution permission**

Austria, Germany, Switzerland, Luxembourg, Czech Republic

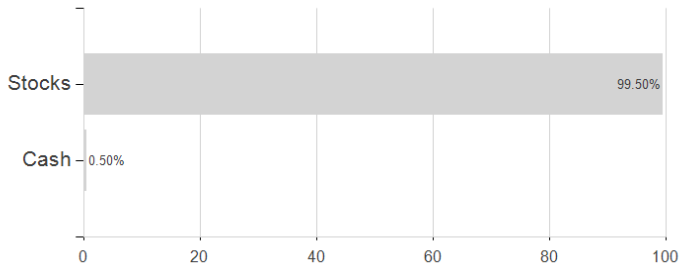
<sup>1</sup> Important note on update status: The displayed date refers exclusively to the calculation of the NAV.  
<sup>2</sup> The Mountain-View Data Fund Rating calculates a comparative ranking for funds using yield, volatility and trend data. For more information visit [MVD Funds Rating](#)

**JPMorgan Funds - Emerging Markets Equity Fund I2 (acc) - EUR / LU1814670615 / A2JK7F / JPMorgan AM (EU)**

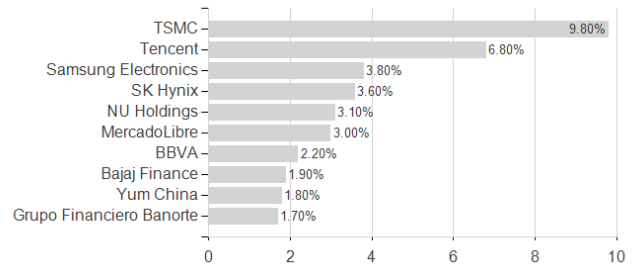
3 Displays the Ethical-Dynamical Ratio calculated according to standard criteria. The maximum value is 100. For more information visit [EDA](#)

**Assessment Structure**

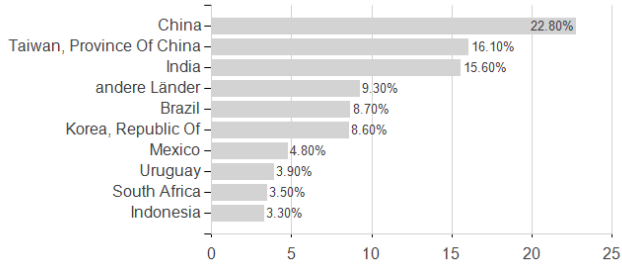
**Assets**



**Largest positions**



**Countries**



**Branches**

