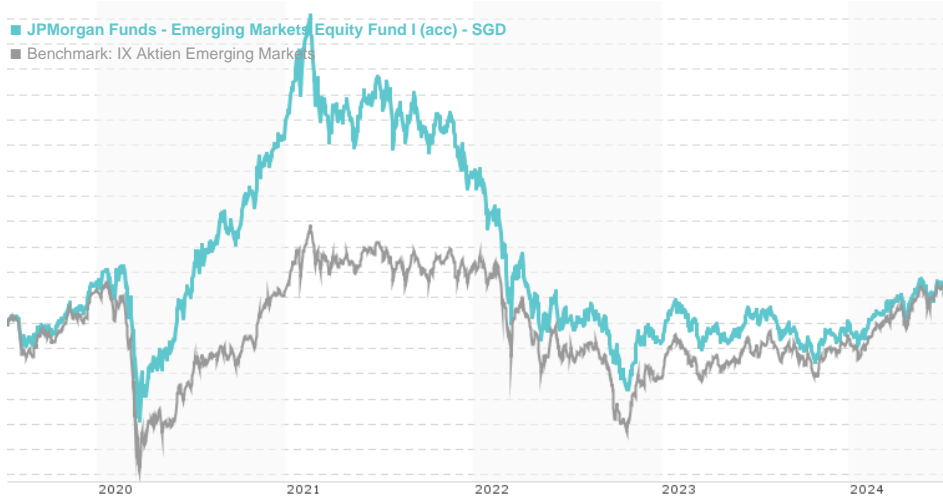


JPMorgan Funds - Emerging Markets Equity Fund I (acc) - SGD / LU0973523052 / A1W5XH / JPMorgan AM (EU)

Last 07/08/2024 ¹	Region	Branch	Type of yield	Type
16.56 SGD	Emerging Markets	Mixed Sectors	reinvestment	Equity Fund



Risk key figures

SRI	1	2	3	4	5	6	7
Mountain-View Funds Rating ²	EDA ³						
	81						

Yearly Performance

2023	+4.51%
2022	-25.92%
2021	-7.36%
2020	+31.20%
2019	+29.28%

Master data		Conditions		Other figures	
Fund type	Single fund	Issue surcharge	0.00%	Minimum investment	USD 10,000,000.00
Category	Equity	Planned administr. fee	0.00%	Savings plan	-
Sub category	Mixed Sectors	Deposit fees	0.00%	UCITS / OGAW	Yes
Fund domicile	Luxembourg	Redemption charge	0.00%	Performance fee	0.00%
Tranch volume	(07/08/2024) USD 320.60 mill.	Ongoing charges	-	Redeployment fee	0.00%
Total volume	(07/08/2024) USD 6,217.61 mill.	Dividends		Investment company	
Launch date	10/16/2013	JPMorgan AM (EU)			
KESr report funds	No	PO Box 275, 2012, Luxembourg			
Business year start	01.07.	Luxembourg			
Sustainability type	-	https://www.jpmorganassetmanagement.de			
Fund manager	Austin Forey, Leon Eidelman				

Performance	1M	6M	YTD	1Y	2Y	3Y	5Y	Since start
Performance	+3.37%	+11.14%	+8.31%	+8.95%	+7.18%	-23.40%	+8.66%	+65.60%
Performance p.a.	-	-	-	+8.97%	+3.53%	-8.50%	+1.67%	+5.98%
Sharpe ratio	5.53	1.79	1.17	0.48	-0.01	-0.75	-0.11	0.14
Volatility	9.10%	11.10%	11.10%	11.10%	12.82%	16.18%	18.20%	16.64%
Worst month	-	-3.47%	-3.47%	-4.46%	-9.11%	-9.11%	-13.42%	-13.42%
Best month	-	4.88%	4.88%	5.00%	11.86%	11.86%	11.86%	11.86%
Maximum loss	-1.21%	-5.09%	-5.09%	-10.43%	-16.32%	-41.12%	-45.96%	-

Distribution permission

Austria, Germany, Switzerland

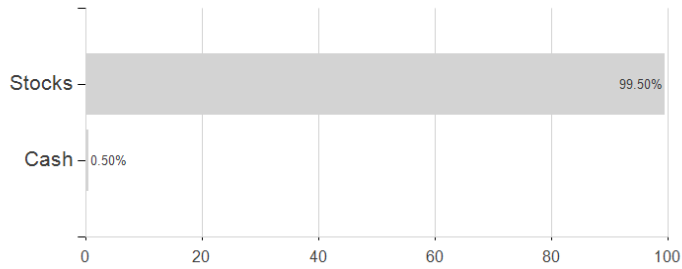
¹ Important note on update status: The displayed date refers exclusively to the calculation of the NAV.
² The Mountain-View Data Fund Rating calculates a comparative ranking for funds using yield, volatility and trend data. For more information visit [MVD Funds Rating](#)

JPMorgan Funds - Emerging Markets Equity Fund I (acc) - SGD / LU0973523052 / A1W5XH / JPMorgan AM (EU)

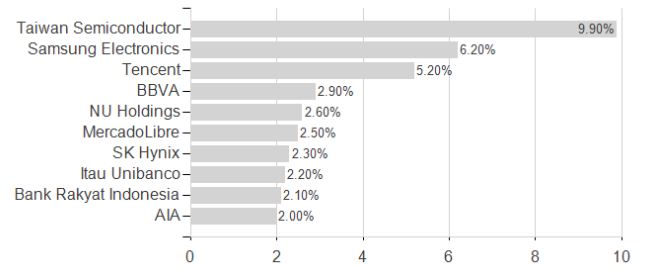
3 Displays the Ethical-Dynamical Ratio calculated according to standard criteria. The maximum value is 100. For more information visit [EDA](#)

Assessment Structure

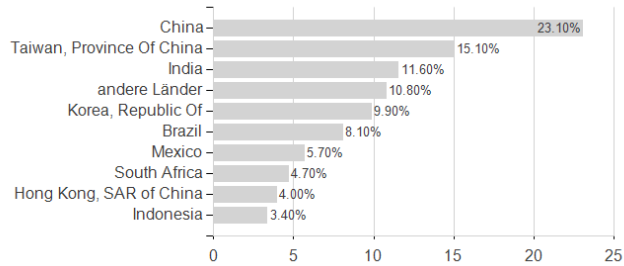
Assets



Largest positions



Countries



Branches

