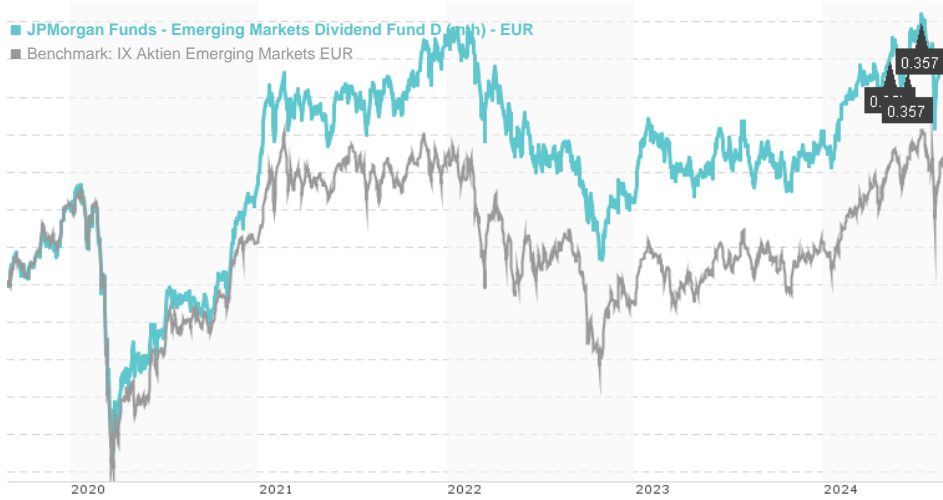


JPMorgan Funds - Emerging Markets Dividend Fund D (mth) - EUR / LU1555762860 / A2DK1G / JPMorgan AM (EU)

Last 08/29/2024 <sup>1</sup>	Region	Branch	Type of yield	Type
99.58 EUR	Emerging Markets	Mixed Sectors	paying dividend	Equity Fund



Risk key figures

SRI	1	2	3	4	5	6	7
Mountain-View Funds Rating <sup>2</sup>	EDA <sup>3</sup>						
	77						

Yearly Performance

2023	+8.64%
2022	-15.96%
2021	+14.78%
2020	+4.72%
2019	+22.16%

Master data		Conditions		Other figures	
Fund type	Single fund	Issue surcharge	5.00%	Minimum investment	USD 5,000.00
Category	Equity	Planned administr. fee	0.00%	Savings plan	-
Sub category	Mixed Sectors	Deposit fees	0.00%	UCITS / OGAW	Yes
Fund domicile	Luxembourg	Redemption charge	0.50%	Performance fee	0.00%
Tranch volume	(08/29/2024) USD 4.58 mill.	Ongoing charges	-	Redeployment fee	0.00%
Total volume	(08/29/2024) USD 764.89 mill.	Dividends		Investment company	
Launch date	2/24/2017	09.07.2024	0.36 EUR	JPMorgan AM (EU)	
KESt report funds	No	12.06.2024	0.36 EUR	PO Box 275, 2012, Luxembourg	
Business year start	01.07.	08.05.2024	0.36 EUR	Luxembourg	
Sustainability type	-	09.04.2024	0.35 EUR	https://www.jpmorganassetmanagement.de	
Fund manager	Omar Negyal, Isaac Thong	08.03.2024	0.35 EUR		

Performance	1M	6M	YTD	1Y	2Y	3Y	5Y	Since start
Performance	-0.38%	+3.91%	+7.85%	+11.15%	+11.38%	+3.44%	+31.54%	+39.89%
Performance p.a.	-	-	-	+11.12%	+5.53%	+1.14%	+5.63%	+4.57%
Sharpe ratio	-0.32	0.30	0.62	0.58	0.15	-0.17	0.13	0.07
Volatility	24.96%	14.92%	14.06%	13.22%	13.27%	13.78%	16.18%	14.77%
Worst month	-	-2.15%	-2.15%	-4.23%	-7.16%	-7.16%	-15.23%	-15.23%
Best month	-	6.01%	6.01%	6.01%	9.26%	9.26%	10.22%	10.22%
Maximum loss	-8.51%	-11.18%	-11.18%	-11.18%	-11.65%	-23.00%	-31.25%	-

Distribution permission

Austria, Germany, Switzerland

1 Important note on update status: The displayed date refers exclusively to the calculation of the NAV.  
 2 The Mountain-View Data Fund Rating calculates a comparative ranking for funds using yield, volatility and trend data. For more information visit [MVD Funds Rating](#)  
 3 Displays the Ethical-Dynamical Ratio calculated according to standard criteria. The maximum value is 100. For more information visit [EDA](#)

**JPMorgan Funds - Emerging Markets Dividend Fund D (mth) - EUR / LU1555762860 / A2DK1G / JPMorgan AM (EU)**

**Investment strategy**

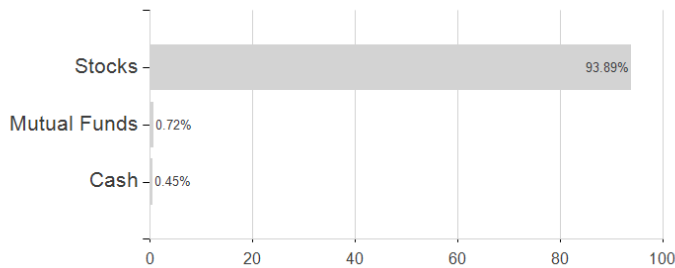
The Sub-Fund is actively managed. Though the majority of its holdings (excluding derivatives) are likely to be components of the benchmark, the Investment Manager has broad discretion to deviate from its securities, weightings and risk characteristics. The degree to which the Sub-Fund may resemble the composition and risk characteristics of the benchmark will vary over time and its performance may be meaningfully different. At least 67% of assets invested in dividend yielding equities of companies that are domiciled, or carrying out the main part of their economic activity, in an emerging market country. The Sub-Fund may invest in smaller companies. The Sub-Fund may invest up to 20% of its assets in China A-Shares through the China-Hong Kong Stock Connect Programmes. At least 51% of assets are invested in companies with positive environmental and/or social characteristics that follow good governance practices as measured through the Investment Manager's proprietary ESG scoring methodology and/or third party data.

**Investment goal**

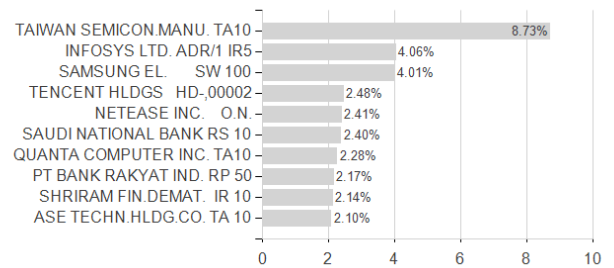
To provide income by investing primarily in dividendyielding equity securities of emerging market companies, whilst participating in long term capital growth.

**Assessment Structure**

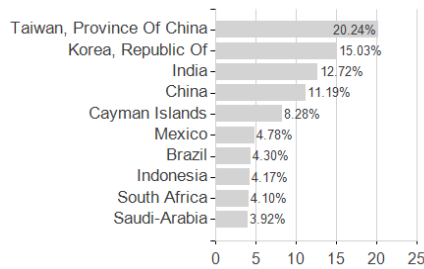
**Assets**



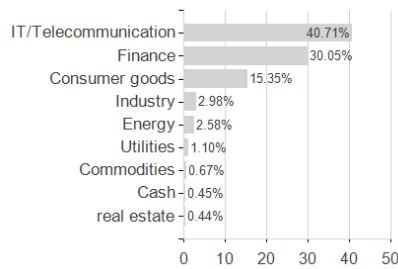
**Largest positions**



**Countries**



**Branches**



**Currencies**

