

JPMorgan Funds - Climate Change Solutions Fund T (acc) - EUR / LU2403391373 / A3C7U3 / JPMorgan AM (EU)

Last 07/08/2024 <sup>1</sup>	Region	Branch	Type of yield	Type
95.66 EUR	Worldwide	Mixed Sectors	reinvestment	Equity Fund



**Risk key figures**

SRI: 1 2 3 4 5 6 7

Mountain-View Funds Rating<sup>2</sup>: EDA<sup>3</sup>

▲▲▲▲▲▲ 89

**Yearly Performance**

2023	+4.72%
2022	-17.75%

Master data		Conditions		Other figures	
Fund type	Single fund	Issue surcharge	3.00%	Minimum investment	USD 5,000.00
Category	Equity	Planned administr. fee	0.00%	Savings plan	-
Sub category	Mixed Sectors	Deposit fees	0.00%	UCITS / OGAW	Yes
Fund domicile	Luxembourg	Redemption charge	0.00%	Performance fee	0.00%
Tranch volume	(07/08/2024) USD 33.10 mill.	Ongoing charges	-	Redeployment fee	0.00%
Total volume	(07/08/2024) USD 304.90 mill.	Dividends		Investment company	
Launch date	12/14/2021			JPMorgan AM (EU)	
KESt report funds	No			PO Box 275, 2012, Luxembourg	
Business year start	01.07.			Luxembourg	
Sustainability type	Climate			https://www.jpmorganassetmanagement.de	
Fund manager	Francesco C., Yazann R., Sara B.				

Performance	1M	6M	YTD	1Y	2Y	3Y	5Y	Since start
Performance	-0.99%	+14.85%	+11.92%	+12.82%	+21.78%	-	-	-4.34%
Performance p.a.	-	-	-	+12.86%	+10.34%	-	-	-1.71%
Sharpe ratio	-1.45	2.53	1.81	0.75	0.44	-	-	-0.31
Volatility	11.00%	11.16%	11.48%	12.17%	14.98%	0.00%	0.00%	17.46%
Worst month	-	-0.89%	-0.89%	-8.12%	-8.12%	-12.03%	0.00%	-12.03%
Best month	-	5.39%	7.63%	7.69%	16.05%	16.05%	0.00%	16.05%
Maximum loss	-3.34%	-3.66%	-3.66%	-16.96%	-18.84%	0.00%	0.00%	-

**Distribution permission**  
Austria, Germany, Switzerland, Luxembourg

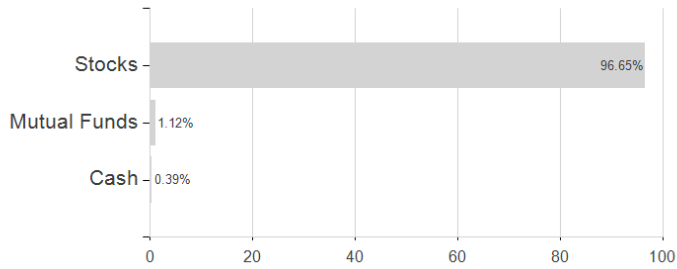
<sup>1</sup> Important note on update status: The displayed date refers exclusively to the calculation of the NAV.  
<sup>2</sup> The Mountain-View Data Fund Rating calculates a comparative ranking for funds using yield, volatility and trend data. For more information visit [MVD Funds Rating](#)

**JPMorgan Funds - Climate Change Solutions Fund T (acc) - EUR / LU2403391373 / A3C7U3 / JPMorgan AM (EU)**

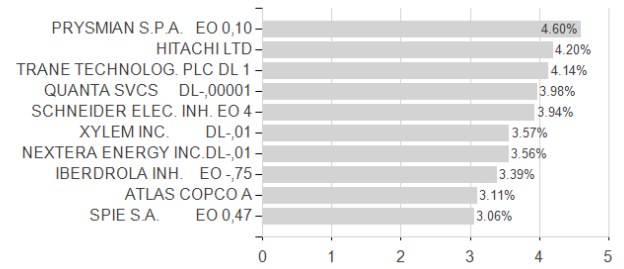
3 Displays the Ethical-Dynamical Ratio calculated according to standard criteria. The maximum value is 100. For more information visit [EDA](#)

**Assessment Structure**

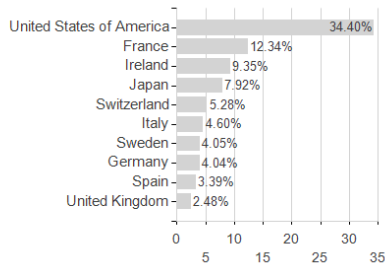
**Assets**



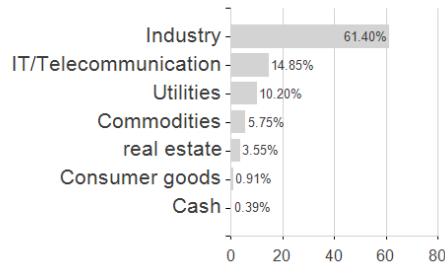
**Largest positions**



**Countries**



**Branches**



**Currencies**

