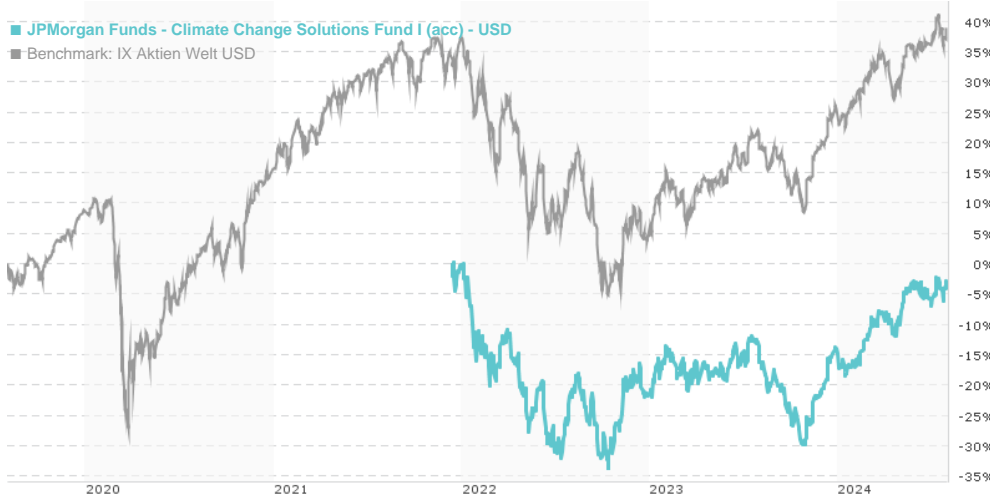


JPMorgan Funds - Climate Change Solutions Fund I (acc) - USD / LU2394009737 / A3C7UU / JPMorgan AM (EU)

Last 08/01/2024 ¹	Region	Branch	Type of yield	Type
97.00 USD	Worldwide	Mixed Sectors	reinvestment	Equity Fund



Risk key figures

SRI	1	2	3	4	5	6	7	
Mountain-View Funds Rating ²							EDA ³	89

Yearly Performance

2023	+9.97%
2022	-21.33%

Master data		Conditions		Other figures	
Fund type	Single fund	Issue surcharge	0.00%	Minimum investment	USD 10,000,000.00
Category	Equity	Planned administr. fee	0.00%	Savings plan	-
Sub category	Mixed Sectors	Deposit fees	0.00%	UCITS / OGAW	Yes
Fund domicile	Luxembourg	Redemption charge	0.00%	Performance fee	0.00%
Tranch volume	(08/01/2024) USD 1.81 mill.	Ongoing charges	-	Redeployment fee	0.00%
Total volume	(08/01/2024) USD 271.42 mill.	Dividends		Investment company	
Launch date	12/14/2021			JPMorgan AM (EU)	
KESt report funds	Yes			PO Box 275, 2012, Luxembourg	
Business year start	01.07.			Luxembourg	
Sustainability type	Climate			https://www.jpmorganassetmanagement.de	
Fund manager	Francesco C., Yazann R., Sara B.				

Performance	1M	6M	YTD	1Y	2Y	3Y	5Y	Since start
Performance	+3.08%	+16.29%	+12.46%	+11.97%	+22.85%	-	-	-3.00%
Performance p.a.	-	-	-	+11.94%	+10.82%	-	-	-1.15%
Sharpe ratio	2.61	2.18	1.29	0.54	0.39	-	-	-0.23
Volatility	15.09%	14.57%	14.51%	15.46%	18.36%	0.00%	0.00%	20.93%
Worst month	-	-2.13%	-2.45%	-7.78%	-9.99%	-13.12%	0.00%	-13.12%
Best month	-	5.73%	9.34%	10.93%	10.93%	13.38%	0.00%	13.38%
Maximum loss	-4.00%	-4.53%	-4.53%	-18.87%	-20.35%	0.00%	0.00%	-

Distribution permission

Austria, Germany, Switzerland

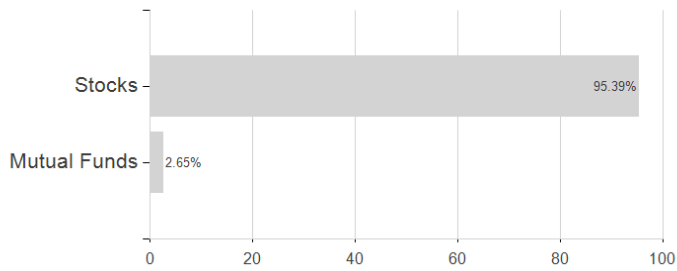
¹ Important note on update status: The displayed date refers exclusively to the calculation of the NAV.
² The Mountain-View Data Fund Rating calculates a comparative ranking for funds using yield, volatility and trend data. For more information visit [MVD Funds Rating](#)

JPMorgan Funds - Climate Change Solutions Fund I (acc) - USD / LU2394009737 / A3C7UU / JPMorgan AM (EU)

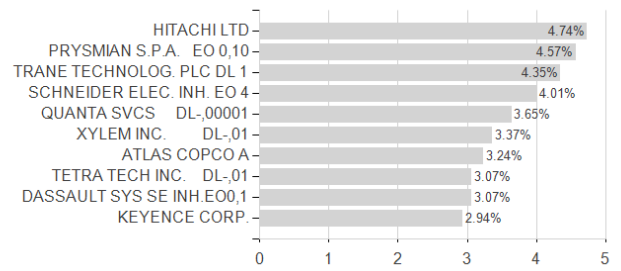
3 Displays the Ethical-Dynamical Ratio calculated according to standard criteria. The maximum value is 100. For more information visit [EDA](#)

Assessment Structure

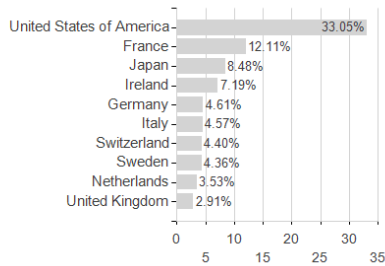
Assets



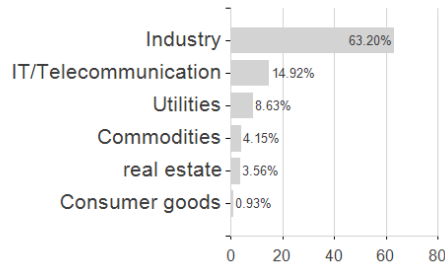
Largest positions



Countries



Branches



Currencies

