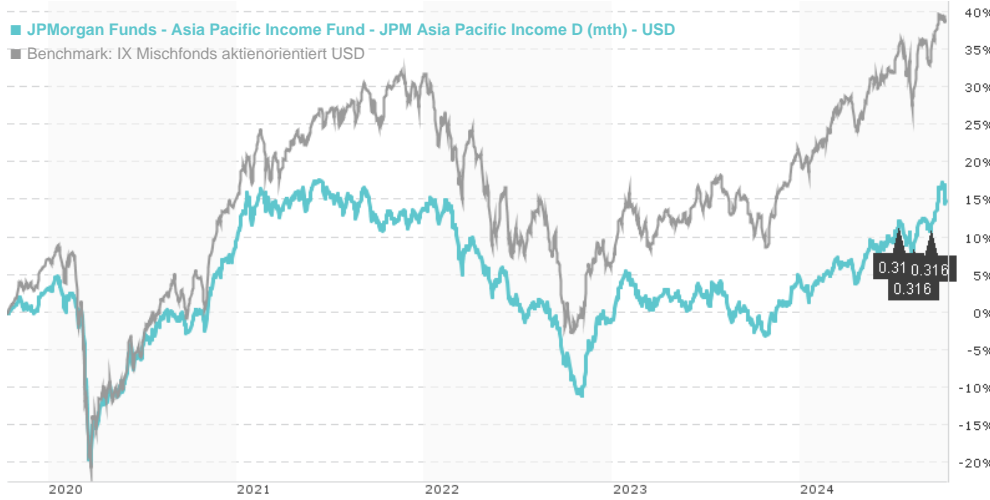


JPMorgan Funds - Asia Pacific Income Fund - JPM Asia Pacific Income D (mth) - USD / LU0784639618 / A1JZ0T /

Last 10/10/2024 ¹	Region	Branch	Type of yield	Type
94.57 USD	Asia/Pacific	Mixed Fund/Focus Equity	paying dividend	Mixed Fund



Risk key figures

SRI	1	2	3	4	5	6	7	
Mountain-View Funds Rating ²							EDA ³	76

Yearly Performance

2023	+5.85%
2022	-12.93%
2021	+3.77%
2020	+6.42%
2019	+10.84%

Master data		Conditions		Other figures	
Fund type	Single fund	Issue surcharge	5.00%	Minimum investment	USD 5,000.00
Category	Mixed Fund	Planned administr. fee	0.00%	Savings plan	-
Sub category	Mixed Fund/Focus Equity	Deposit fees	0.00%	UCITS / OGAW	Yes
Fund domicile	Luxembourg	Redemption charge	0.50%	Performance fee	0.00%
Tranch volume	(10/10/2024) USD 0.130 mill.	Ongoing charges	-	Redeployment fee	0.00%
Total volume	(10/10/2024) USD 1,376.01 mill.	Dividends		Investment company	
Launch date	7/5/2012	10.09.2024	0.32 USD	JPMorgan AM (EU)	
KESr report funds	No	08.08.2024	0.32 USD	PO Box 275, 2012, Luxembourg	
Business year start	01.07.	09.07.2024	0.31 USD	Luxembourg	
Sustainability type	-	12.06.2024	0.31 USD	https://www.jpmorganassetmanagement.de	
Fund manager	Julie Ho, Ruben Lienhard, Julio Callegari, Selina Yu	08.05.2024	0.31 USD		

Performance	1M	6M	YTD	1Y	2Y	3Y	5Y	Since start
Performance	+3.59%	+7.49%	+9.58%	+16.54%	+23.54%	+2.98%	+16.25%	+54.24%
Performance p.a.	-	-	-	+16.49%	+11.13%	+0.98%	+3.05%	+3.67%
Sharpe ratio	5.74	1.46	1.23	1.77	0.99	-0.28	-0.02	0.05
Volatility	8.78%	8.34%	7.54%	7.49%	7.94%	8.12%	9.44%	8.12%
Worst month	-	-1.43%	-1.43%	-2.05%	-4.55%	-7.05%	-12.76%	-12.76%
Best month	-	3.67%	3.67%	4.55%	10.11%	10.11%	10.11%	10.11%
Maximum loss	-2.38%	-4.43%	-4.43%	-4.43%	-8.20%	-22.79%	-24.36%	-

Distribution permission

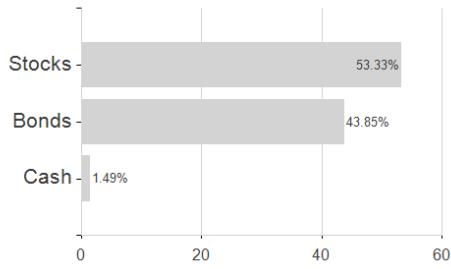
Austria, Germany, Switzerland, Luxembourg, Czech Republic

¹ Important note on update status: The displayed date refers exclusively to the calculation of the NAV.
² The Mountain-View Data Fund Rating calculates a comparative ranking for funds using yield, volatility and trend data. For more information visit [MVD Funds Rating](#)
³ Displays the Ethical-Dynamical Ratio calculated according to standard criteria. The maximum value is 100. For more information visit [EDA](#)

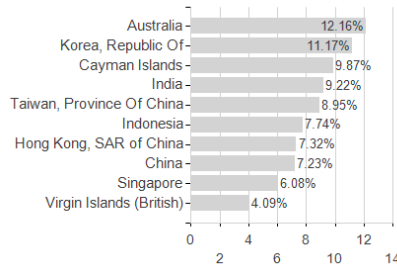
JPMorgan Funds - Asia Pacific Income Fund - JPM Asia Pacific Income D (mth) - USD / LU0784639618 / A1JZ0T /

Assessment Structure

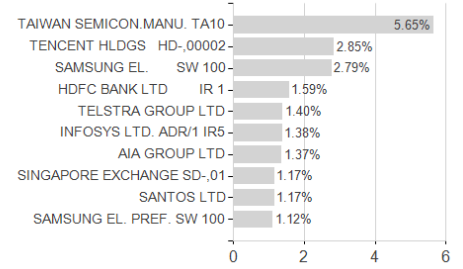
Assets



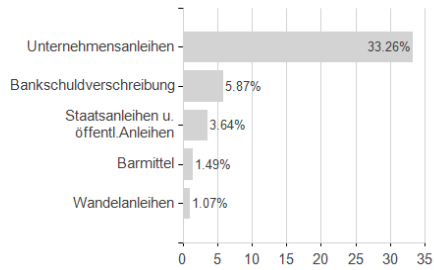
Countries



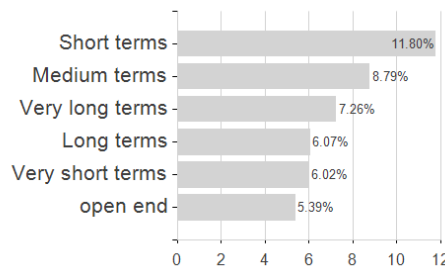
Largest positions



Issuer



Duration



Currencies

