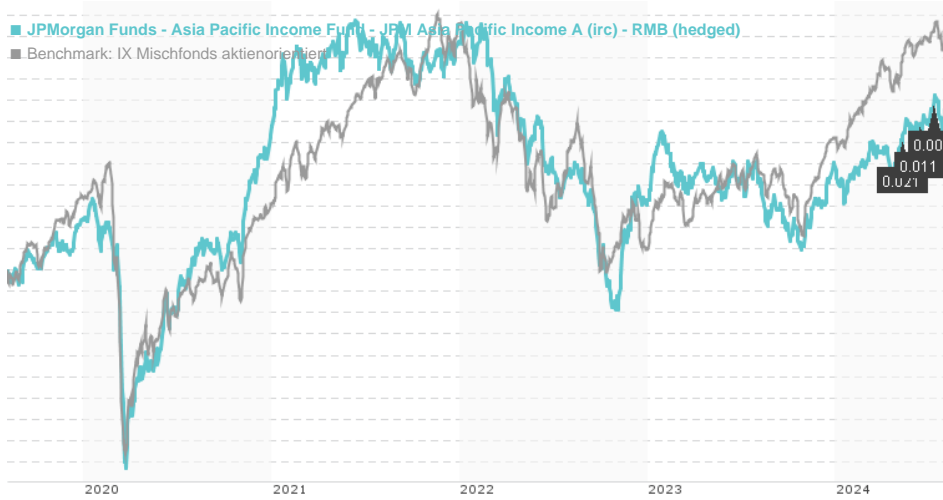


JPMorgan Funds - Asia Pacific Income Fund - JPM Asia Pacific Income A (irc) - RMB (hedged) / LU1010890298 /

Last 08/02/2024 ¹	Region	Branch	Type of yield	Type
8.71 CNH	Asia/Pacific	Mixed Fund/Focus Equity	paying dividend	Mixed Fund



Risk key figures

SRI	1	2	3	4	5	6	7	
Mountain-View Funds Rating ²							EDA ³	76

Yearly Performance

2023	+3.19%
2022	-12.25%
2021	+6.95%
2020	+8.41%
2019	+11.35%

Master data		Conditions		Other figures	
Fund type	Single fund	Issue surcharge	5.00%	Minimum investment	USD 35,000.00
Category	Mixed Fund	Planned administr. fee	0.00%	Savings plan	-
Sub category	Mixed Fund/Focus Equity	Deposit fees	0.00%	UCITS / OGAW	Yes
Fund domicile	Luxembourg	Redemption charge	0.50%	Performance fee	0.00%
Tranch volume	(08/02/2024) USD 30.42 mill.	Ongoing charges	-	Redeployment fee	0.00%
Total volume	(08/02/2024) USD 1,340.28 mill.	Dividends		Investment company	
Launch date	3/17/2014	09.07.2024	0.01 CNH	JPMorgan AM (EU)	
KESr report funds	No	12.06.2024	0.01 CNH	PO Box 275, 2012, Luxembourg	
Business year start	01.07.	08.05.2024	0.02 CNH	Luxembourg	
Sustainability type	-	09.04.2024	0.01 CNH	https://www.jpmorganassetmanagement.de	
Fund manager	Jeffrey Roskell, Julie Ho, Ruben Lienhard, Shaw Ho, Selina Yu	08.03.2024	0.01 CNH		

Performance	1M	6M	YTD	1Y	2Y	3Y	5Y	Since start
Performance	+0.09%	+4.25%	+3.40%	+4.56%	+4.38%	-5.85%	+12.02%	+61.84%
Performance p.a.	-	-	-	+4.55%	+2.16%	-1.99%	+2.29%	+4.74%
Sharpe ratio	-0.30	0.72	0.32	0.13	-0.18	-0.70	-0.14	0.13
Volatility	8.52%	7.00%	7.03%	7.32%	7.99%	8.10%	9.46%	8.42%
Worst month	-	-0.68%	-1.16%	-3.76%	-7.19%	-7.19%	-12.78%	-12.78%
Best month	-	2.23%	3.18%	4.29%	9.76%	9.76%	9.76%	9.76%
Maximum loss	-2.91%	-3.45%	-3.45%	-6.26%	-12.57%	-21.91%	-23.80%	-

Distribution permission

Austria, Germany, Switzerland

1 Important note on update status: The displayed date refers exclusively to the calculation of the NAV.

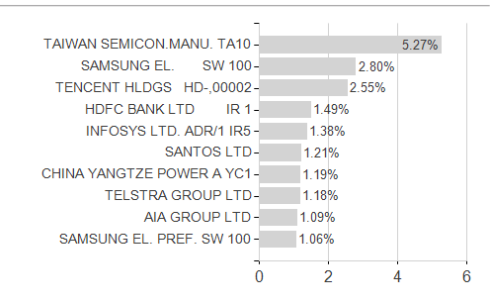
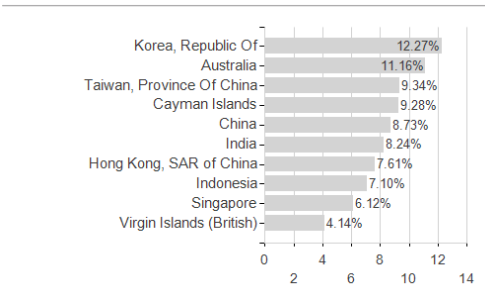
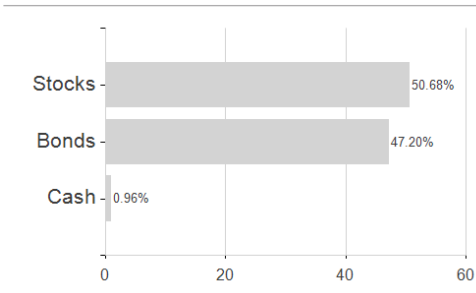
2 The Mountain-View Data Fund Rating calculates a comparative ranking for funds using yield, volatility and trend data. For more information visit [MVD Funds Rating](#)

3 Displays the Ethical-Dynamical Ratio calculated according to standard criteria. The maximum value is 100. For more information visit [EDA](#)

JPMorgan Funds - Asia Pacific Income Fund - JPM Asia Pacific Income A (irc) - RMB (hedged) / LU1010890298 /

Assessment Structure

Assets Countries Largest positions



Issuer

Duration

Currencies

