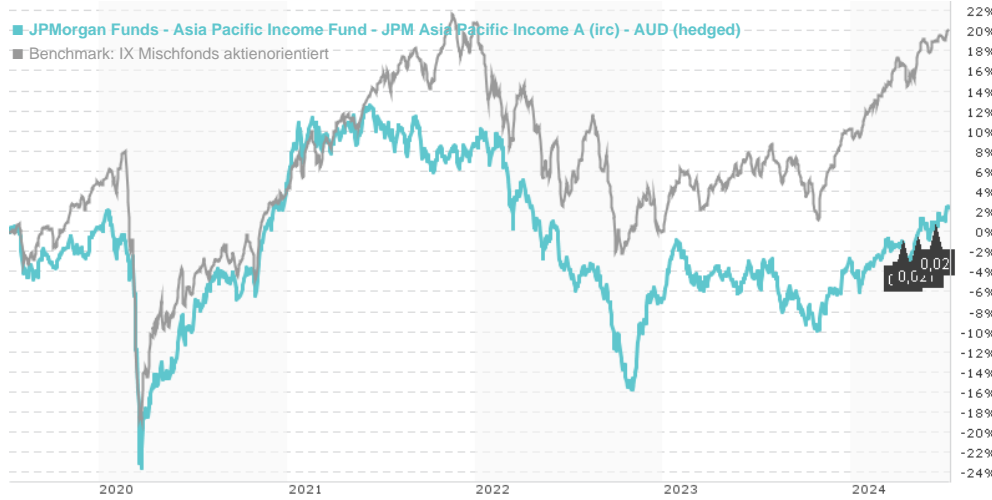


JPMorgan Funds - Asia Pacific Income Fund - JPM Asia Pacific Income A (irc) - AUD (hedged) / LU0969268043 /

Last 07/09/2024 ¹	Region	Branch	Type of yield	Type
8.30 AUD	Asia/Pacific	Mixed Fund/Focus Equity	paying dividend	Mixed Fund



Risk key figures

SRI	1	2	3	4	5	6	7	
Mountain-View Funds Rating ²							EDA ³	76

Yearly Performance

2023	+4.22%
2022	-14.17%
2021	+3.74%
2020	+4.48%
2019	+9.94%

Master data		Conditions		Other figures	
Fund type	Single fund	Issue surcharge	5.00%	Minimum investment	USD 35,000.00
Category	Mixed Fund	Planned administr. fee	0.00%	Savings plan	-
Sub category	Mixed Fund/Focus Equity	Deposit fees	0.00%	UCITS / OGAW	Yes
Fund domicile	Luxembourg	Redemption charge	0.50%	Performance fee	0.00%
Tranch volume	(07/09/2024) USD 83.95 mill.	Ongoing charges	-	Redeployment fee	0.00%
Total volume	(07/09/2024) USD 1,401.68 mill.	Dividends		Investment company	
Launch date	10/7/2013	12.06.2024	0.02 AUD	JPMorgan AM (EU)	
KESr report funds	No	08.05.2024	0.02 AUD	PO Box 275, 2012, Luxembourg	
Business year start	01.07.	09.04.2024	0.02 AUD	Luxembourg	
Sustainability type	-	08.03.2024	0.02 AUD	https://www.jpmorganassetmanagement.de	
Fund manager	Jeffrey Roskell, Julie Ho, Ruben Lienhard, Shaw Ho, Selina Yu	08.02.2024	0.02 AUD		

Performance	1M	6M	YTD	1Y	2Y	3Y	5Y	Since start
Performance	+2.22%	+7.05%	+5.30%	+8.67%	+7.79%	-6.38%	+2.71%	+39.21%
Performance p.a.	-	-	-	+8.67%	+3.83%	-2.17%	+0.54%	+3.12%
Sharpe ratio	4.94	1.69	1.04	0.70	0.02	-0.73	-0.33	-0.07
Volatility	5.94%	6.48%	6.51%	7.11%	7.87%	8.05%	9.53%	8.28%
Worst month	-	-1.01%	-1.01%	-3.71%	-7.48%	-7.48%	-13.50%	-13.50%
Best month	-	2.24%	3.24%	4.42%	9.83%	9.83%	9.83%	9.83%
Maximum loss	-0.73%	-3.33%	-3.33%	-7.45%	-12.96%	-24.42%	-25.25%	-

Distribution permission

Austria, Germany, Switzerland

¹ Important note on update status: The displayed date refers exclusively to the calculation of the NAV.

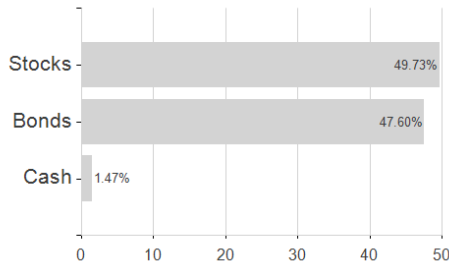
² The Mountain-View Data Fund Rating calculates a comparative ranking for funds using yield, volatility and trend data. For more information visit [MVD Funds Rating](#)

³ Displays the Ethical-Dynamical Ratio calculated according to standard criteria. The maximum value is 100. For more information visit [EDA](#)

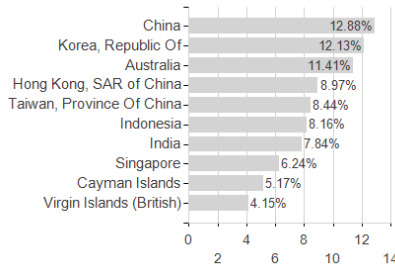
JPMorgan Funds - Asia Pacific Income Fund - JPM Asia Pacific Income A (irc) - AUD (hedged) / LU0969268043 /

Assessment Structure

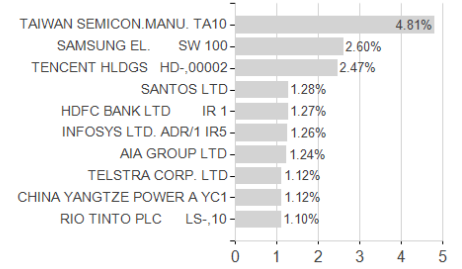
Assets



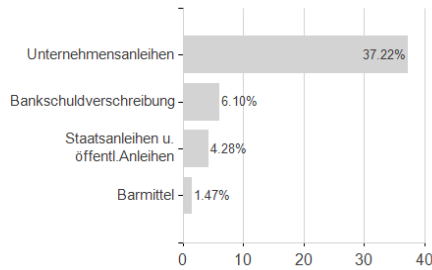
Countries



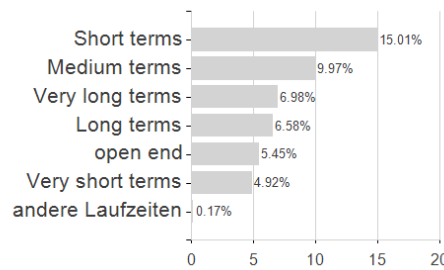
Largest positions



Issuer



Duration



Currencies

