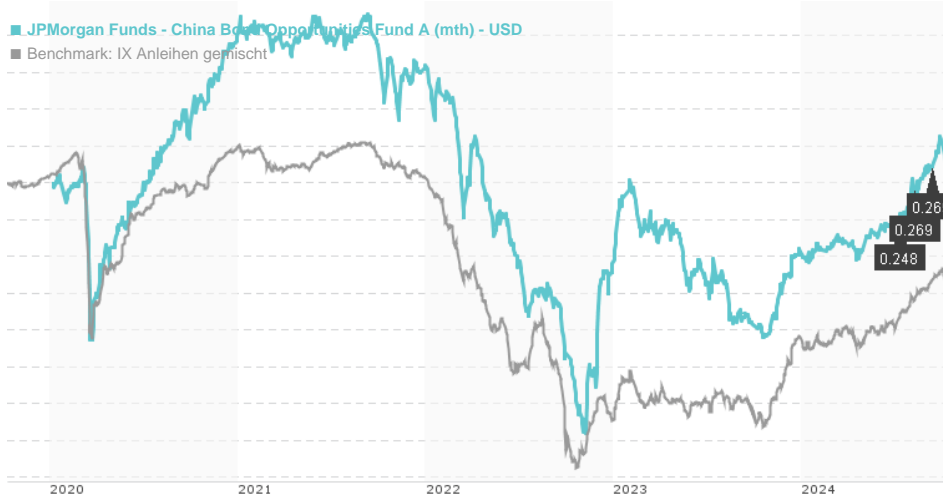


JPMorgan Funds - China Bond Opportunities Fund A (mth) - USD / LU2081604519 / JPMF04 / JPMorgan AM (EU)

Last 10/10/2024 ¹	Country	Branch	Type of yield	Type
82.97 USD	China	Bonds: Mixed	paying dividend	Fixed-Income Fund



Risk key figures

SRI	1	2	3	4	5	6	7
Mountain-View Funds Rating ²	EDA ³						
	74						

Yearly Performance

2023	+0.67%
2022	-10.10%
2021	-1.47%
2020	+8.03%

Master data		Conditions		Other figures	
Fund type	Single fund	Issue surcharge	3.00%	Minimum investment	USD 35,000.00
Category	Bonds	Planned administr. fee	0.00%	Savings plan	-
Sub category	Bonds: Mixed	Deposit fees	0.00%	UCITS / OGAW	Yes
Fund domicile	Luxembourg	Redemption charge	0.50%	Performance fee	0.00%
Tranch volume	(10/10/2024) EUR 2.08 mill.	Ongoing charges	-	Redeployment fee	0.00%
Total volume	(10/10/2024) EUR 43.26 mill.	Dividends		Investment company	
Launch date	1/8/2020	10.09.2024	0.27 USD	JPMorgan AM (EU)	
KESt report funds	No	08.08.2024	0.27 USD	PO Box 275, 2012, Luxembourg	
Business year start	01.07.	09.07.2024	0.25 USD	Luxembourg	
Sustainability type	-	12.06.2024	0.25 USD	https://www.jpmorganassetmanagement.de	
Fund manager	Shaw Ho, Julio Callegari, Jason Pang	08.05.2024	0.25 USD		

Performance	1M	6M	YTD	1Y	2Y	3Y	5Y	Since start
Performance	+0.12%	+4.49%	+4.82%	+9.33%	+11.58%	-3.71%	-	+0.97%
Performance p.a.	-	-	-	+9.30%	+5.62%	-1.25%	-	+0.20%
Sharpe ratio	-0.41	1.63	0.95	1.81	0.47	-0.90	-	-0.60
Volatility	4.41%	3.62%	3.18%	3.36%	4.99%	5.05%	0.00%	5.09%
Worst month	-	-1.27%	-1.27%	-1.27%	-3.92%	-3.92%	-6.17%	-6.17%
Best month	-	1.88%	1.88%	3.27%	5.34%	5.34%	5.34%	5.34%
Maximum loss	-1.59%	-1.59%	-1.59%	-1.59%	-8.53%	-19.09%	0.00%	-

Distribution permission

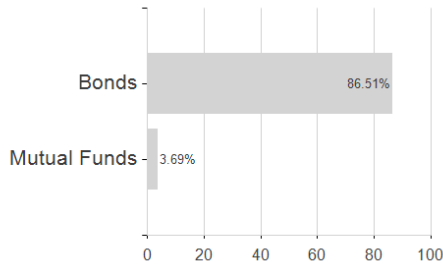
Austria, Germany, Switzerland, Czech Republic

1 Important note on update status: The displayed date refers exclusively to the calculation of the NAV.
 2 The Mountain-View Data Fund Rating calculates a comparative ranking for funds using yield, volatility and trend data. For more information visit [MVD Funds Rating](#)
 3 Displays the Ethical-Dynamical Ratio calculated according to standard criteria. The maximum value is 100. For more information visit [EDA](#)

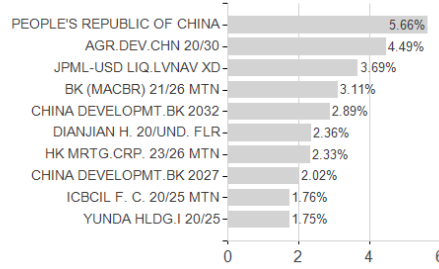
JPMorgan Funds - China Bond Opportunities Fund A (mth) - USD / LU2081604519 / JPMF04 / JPMorgan AM (EU)

Assessment Structure

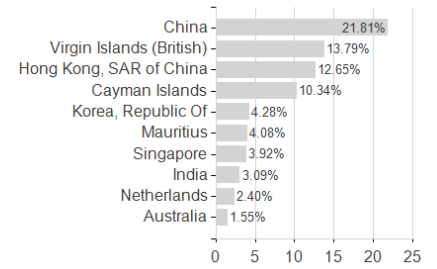
Assets



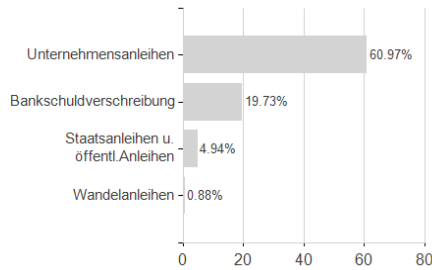
Largest positions



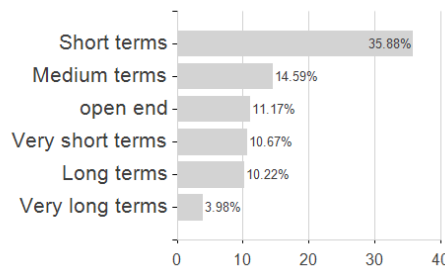
Countries



Issuer



Duration



Currencies

