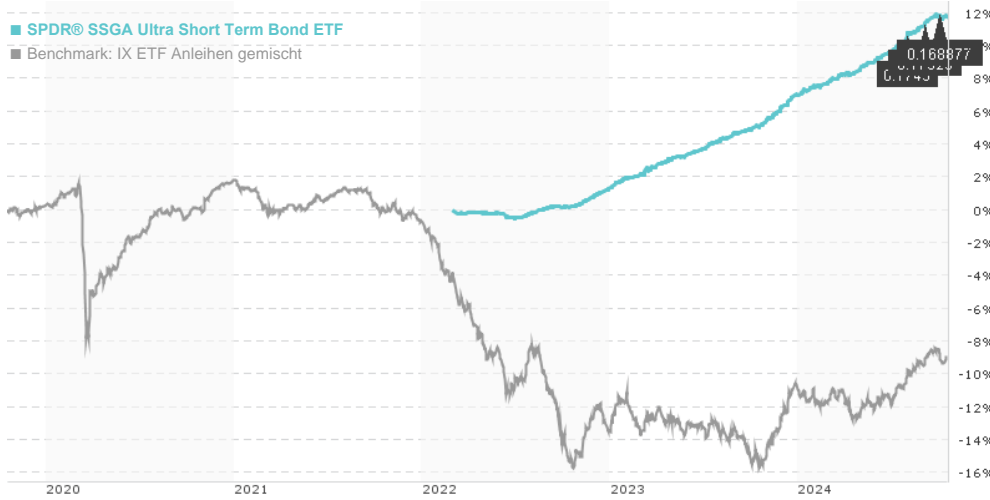


SPDR® SSGA Ultra Short Term Bond ETF / US78467V7073 / A14ZJR / SSGA Europe

Last 10/17/2024 <sup>1</sup>	Region	Branch	Type of yield	Type
40.60 USD	Worldwide	ETF Bonds	paying dividend	Alternative Investm.



Risk key figures

SRI	1	2	3	4	5	6	7	
Mountain-View Funds Rating <sup>2</sup>							EDA <sup>3</sup>	-

Yearly Performance

2023	+5.67%
------	--------

Master data		Conditions		Other figures	
Fund type	Single fund	Issue surcharge	0.00%	Minimum investment	UNT 1
Category	Bonds	Planned administr. fee	0.00%	Savings plan	-
Sub category	ETF Bonds	Deposit fees	0.00%	UCITS / OGAW	-
Fund domicile	United States of America	Redemption charge	0.00%	Performance fee	0.00%
Tranch volume	(10/17/2024) USD 542.03 mill.	Ongoing charges	-	Redeployment fee	0.00%
Total volume	-	Dividends		Investment company	
Launch date	10/9/2013	01.10.2024	0.17 USD	SSGA Europe	
KESt report funds	No	03.09.2024	0.17 USD	78 Sir John Rogersons Quay, D02 HD32, Dublin	
Business year start	01.07.	01.08.2024	0.17 USD	Ireland	
Sustainability type	-	01.07.2024	0.17 USD	<a href="https://www.ssga.com">https://www.ssga.com</a>	
Fund manager	-	03.06.2024	0.17 USD		

Performance	1M	6M	YTD	1Y	2Y	3Y	5Y	Since start
Performance	+0.11%	+3.22%	+4.44%	+6.44%	+11.57%	-	-	+11.84%
Performance p.a.	-	-	-	+6.42%	+5.62%	-	-	+4.35%
Sharpe ratio	-2.40	4.56	3.47	4.38	3.63	-	-	1.82
Volatility	0.80%	0.73%	0.70%	0.74%	0.67%	0.00%	0.00%	0.63%
Worst month	-	-0.02%	-0.02%	-0.02%	-0.02%	-0.35%	0.00%	-0.35%
Best month	-	0.76%	0.80%	0.82%	0.82%	0.82%	0.00%	0.82%
Maximum loss	-0.22%	-0.22%	-0.22%	-0.22%	-0.22%	0.00%	0.00%	-

1 Important note on update status: The displayed date refers exclusively to the calculation of the NAV.  
 2 The Mountain-View Data Fund Rating calculates a comparative ranking for funds using yield, volatility and trend data. For more information visit [MVD Funds Rating](#)  
 3 Displays the Ethical-Dynamical Ratio calculated according to standard criteria. The maximum value is 100. For more information visit [EDA](#)

**SPDR® SSGA Ultra Short Term Bond ETF / US78467V7073 / A14ZJR / SSGA Europe**

**Investment strategy**

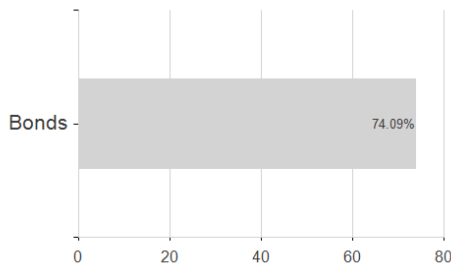
The Bloomberg US Treasury Bellwether 3 Month Index is a benchmark tracking the performance and attributes of the on-the-run U.S. Treasury that reflects the most recently issued three month security.

**Investment goal**

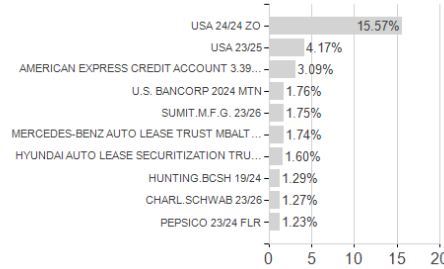
The SPDR® SSGA Ultra Short Term Bond ETF seeks to maximize current income consistent with preservation of capital and daily liquidity through short duration high quality investments. Actively managed by SSGA's Fundamental Active Fixed Income Team. Invests in slightly longer-term securities than traditional cash vehicles with a goal of generating a better total return.

**Assessment Structure**

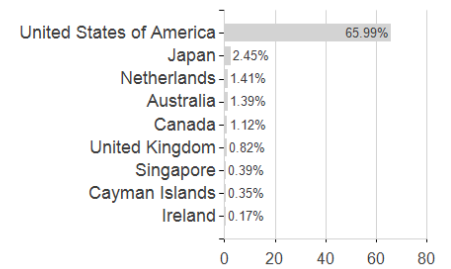
**Assets**



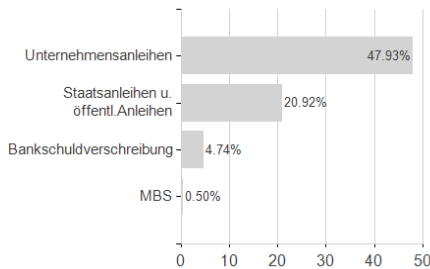
**Largest positions**



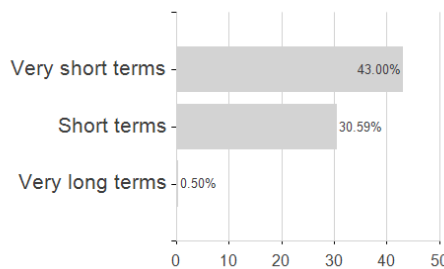
**Countries**



**Issuer**



**Duration**



**Currencies**

