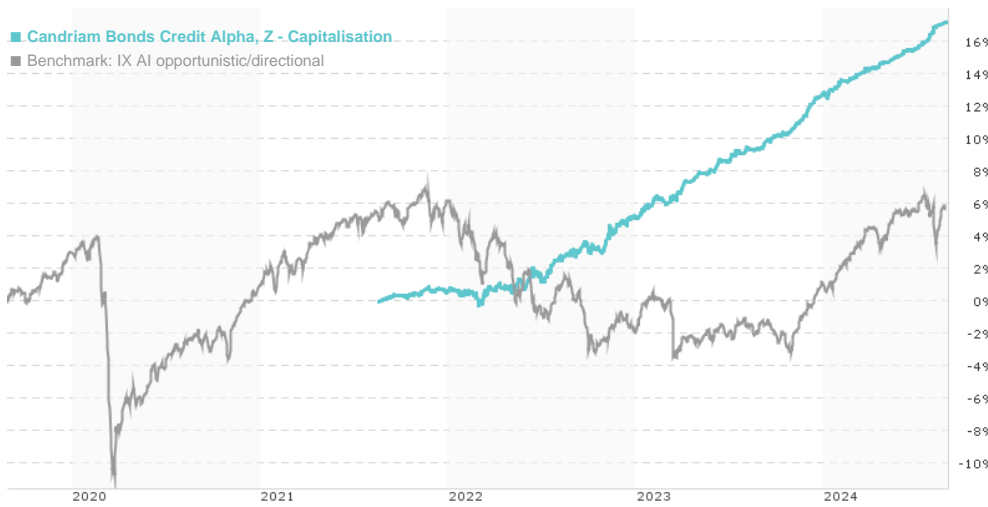


**Candriam Bonds Credit Alpha, Z - Capitalisation / LU2098774222 / A3CSX3 / Candriam**

Last 08/26/2024 <sup>1</sup>	Region	Branch	Type of yield	Type
1775.55 EUR	Worldwide	AI Hedgefonds Single Strategy	reinvestment	Alternative Investm.

■ Candriam Bonds Credit Alpha, Z - Capitalisation  
■ Benchmark: IX AI opportunistic/directional



**Risk key figures**

SRI 1 2 3 4 5 6 7

Mountain-View Funds Rating<sup>2</sup> EDA<sup>3</sup>

- -

**Yearly Performance**

2023 +7.24%

2022 +4.58%

**Master data** **Conditions** **Other figures**

Fund type	Single fund	Issue surcharge	0.00%	Minimum investment	UNT 0
Category	Alternative Investments	Planned administr. fee	0.00%	Savings plan	-
Sub category	AI Hedgefonds Single Strategy	Deposit fees	0.00%	UCITS / OGAW	Yes
Fund domicile	Luxembourg	Redemption charge	0.00%	Performance fee	20.00%
Tranch volume	(08/26/2024) EUR 143.04 mill.	Ongoing charges	-	Redeployment fee	0.00%
Total volume	(08/26/2024) EUR 292.85 mill.	<b>Dividends</b>		<b>Investment company</b>	
Launch date	2/1/2021				Candriam
KESt report funds	No				19-21 route d'Arlon, 8009, Strassen
Business year start	01.01.				Luxembourg
Sustainability type	-				www.candriam.com
Fund manager	Nicolas Jullien, Thomas Joret				

Performance	1M	6M	YTD	1Y	2Y	3Y	5Y	Since start
Performance	+0.68%	+3.05%	+3.95%	+7.21%	+13.72%	+17.14%	-	+17.25%
Performance p.a.	-	-	-	+7.23%	+6.63%	+5.41%	-	+5.41%
Sharpe ratio	6.68	4.45	3.50	4.69	2.42	1.23	-	1.23
Volatility	0.72%	0.60%	0.75%	0.80%	1.29%	1.53%	0.00%	1.53%
Worst month	-	0.25%	0.25%	0.25%	-0.11%	-0.39%	0.00%	-0.39%
Best month	-	0.83%	0.93%	1.04%	1.28%	1.28%	0.00%	1.28%
Maximum loss	-0.02%	-0.12%	-0.28%	-0.28%	-0.66%	-1.14%	0.00%	-

**Distribution permission**

Austria, Germany, Switzerland, Luxembourg

<sup>1</sup> Important note on update status: The displayed date refers exclusively to the calculation of the NAV.

<sup>2</sup> The Mountain-View Data Fund Rating calculates a comparative ranking for funds using yield, volatility and trend data. For more information visit [MVD Funds Rating](#)

<sup>3</sup> Displays the Ethical-Dynamical Ratio calculated according to standard criteria. The maximum value is 100. For more information visit [EDA](#)

**Candriam Bonds Credit Alpha, Z - Capitalisation / LU2098774222 / A3CSX3 / Candriam**

**Investment strategy**

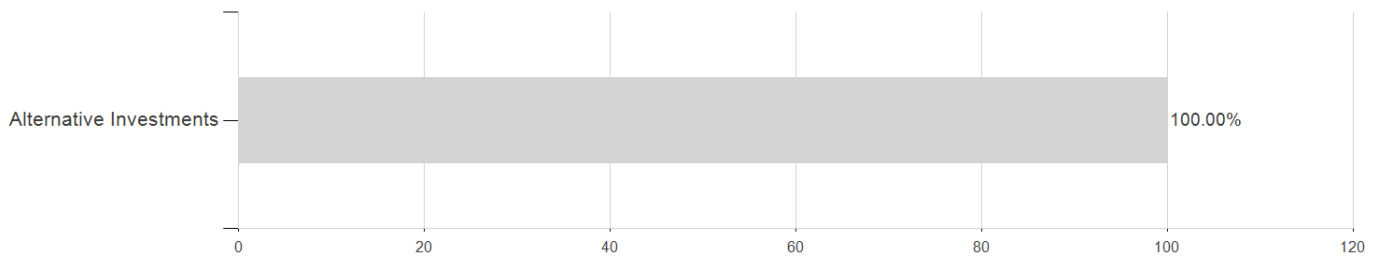
The total duration of the portfolio may vary between -5 years and +5 years. The fund does not have sustainable investment as its objective and does not specifically promote environmental and/or social characteristics. The fund may make use of derivative products for both investment and hedging purposes (to protect against future unfavourable financial events).

**Investment goal**

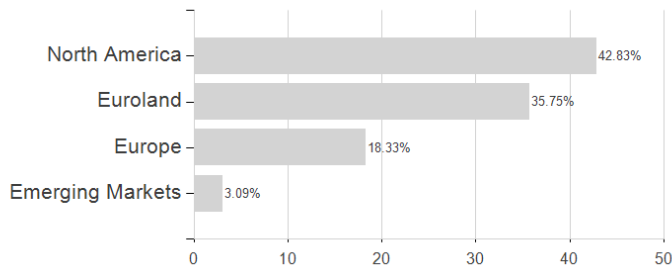
The fund seeks to achieve capital growth by investing in the principal assets traded and to outperform the benchmark. The management team makes discretionary investment choices based on economic/financial analyses. In order to achieve its management objective, the fund has two investment strategies: - a "Fundamental Long/Short" strategy which consists in buying financial instruments having growth potential (going "long") and selling those the management team feels are going to decline (going "short"), using derivative financial instruments.- a "Quantitative Long/Short" strategy consists in building arbitrage positions on a given issuer or sector to take advantage of any market inefficiencies.

**Assessment Structure**

**Assets**



**Countries**



**Largest positions**

