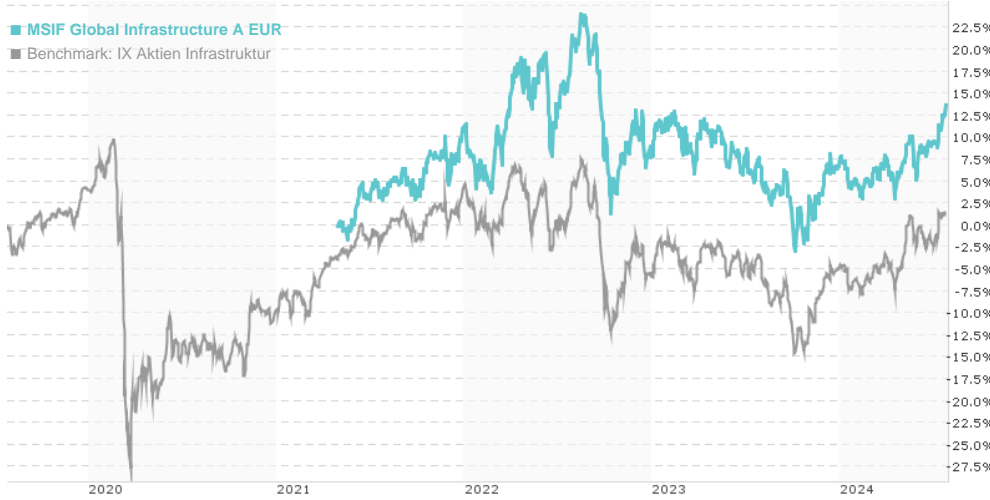


MSIF Global Infrastructure A EUR / LU2337806694 / A3CSCQ / MSIM Fund M. (IE)

| | | | | |
|------------------------------|-----------|-----------------------|---------------|-------------|
| Last 07/25/2024 ¹ | Region | Branch | Type of yield | Type |
| 28.43 EUR | Worldwide | Sector Infrastructure | reinvestment | Equity Fund |



Risk key figures

| | | | | | | | |
|---|------------------|---|---|---|---|---|---|
| SRI | 1 | 2 | 3 | 4 | 5 | 6 | 7 |
| Mountain-View Funds Rating ² | EDA ³ | | | | | | |
| | 75 | | | | | | |

Yearly Performance

| | |
|------|--------|
| 2023 | -1.04% |
| 2022 | -2.99% |

| Master data | Conditions | Other figures |
|-------------|------------|---------------|
|-------------|------------|---------------|

| | | | | | |
|---------------------|-------------------------------|------------------------|-------|--|-------|
| Fund type | Single fund | Issue surcharge | 5.75% | Minimum investment | UNT 0 |
| Category | Equity | Planned administr. fee | 0.00% | Savings plan | - |
| Sub category | Sector Infrastructure | Deposit fees | 0.00% | UCITS / OGAW | Yes |
| Fund domicile | Luxembourg | Redemption charge | 2.00% | Performance fee | 0.00% |
| Tranch volume | (03/20/2024) USD 0.310 mill. | Ongoing charges | - | Redeployment fee | 0.00% |
| Total volume | (07/25/2024) USD 709.15 mill. | Dividends | | Investment company | |
| Launch date | 4/30/2021 | | | MSIM Fund M. (IE) | |
| KESt report funds | No | | | Junghofstrasse 13-15, 60311, Frankfurt | |
| Business year start | 01.01. | | | Germany | |
| Sustainability type | - | | | https://www.morganstanley.com | |
| Fund manager | Matthew King | | | | |

| Performance | 1M | 6M | YTD | 1Y | 2Y | 3Y | 5Y | Since start |
|------------------|--------|--------|--------|--------|---------|---------|-------|-------------|
| Performance | +3.91% | +8.64% | +6.56% | +5.77% | -2.87% | +9.98% | - | +13.72% |
| Performance p.a. | - | - | - | +5.75% | -1.44% | +3.22% | - | +4.05% |
| Sharpe ratio | 7.52 | 1.61 | 0.93 | 0.20 | -0.44 | -0.04 | - | 0.03 |
| Volatility | 7.42% | 8.93% | 8.90% | 10.54% | 11.76% | 12.45% | 0.00% | 12.19% |
| Worst month | - | -1.78% | -1.78% | -2.82% | -10.25% | -10.25% | 0.00% | -10.25% |
| Best month | - | 3.95% | 3.95% | 5.57% | 8.37% | 8.37% | 0.00% | 8.37% |
| Maximum loss | -0.55% | -4.52% | -4.63% | -9.84% | -21.67% | -21.67% | 0.00% | - |

Distribution permission

Austria, Germany, Switzerland, Luxembourg

¹ Important note on update status: The displayed date refers exclusively to the calculation of the NAV.
² The Mountain-View Data Fund Rating calculates a comparative ranking for funds using yield, volatility and trend data. For more information visit [MVD Funds Rating](#)
³ Displays the Ethical-Dynamical Ratio calculated according to standard criteria. The maximum value is 100. For more information visit [EDA](#)

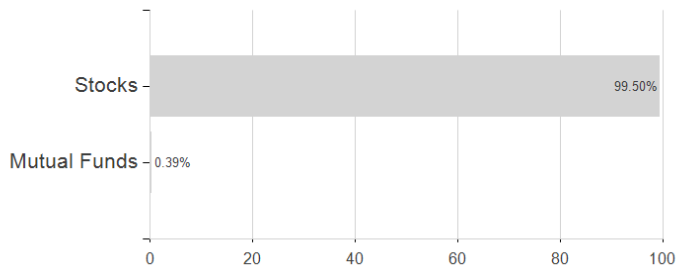
MSIF Global Infrastructure A EUR / LU2337806694 / A3CSCQ / MSIM Fund M. (IE)

Investment goal

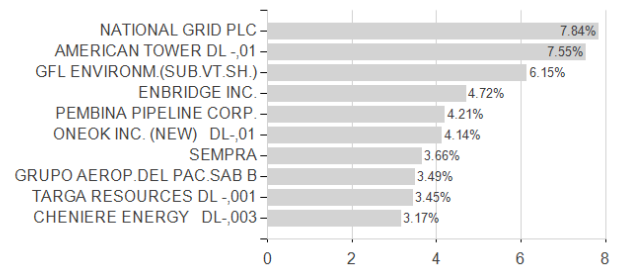
Seeks long-term capital appreciation measured in U.S. dollars, by investing primarily in equity securities issued by companies, located throughout the world, that are engaged in the infrastructure business.

Assessment Structure

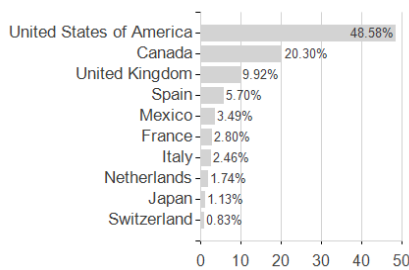
Assets



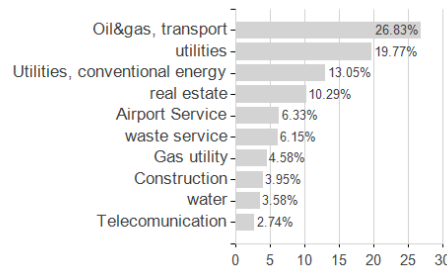
Largest positions



Countries



Branches



Currencies

