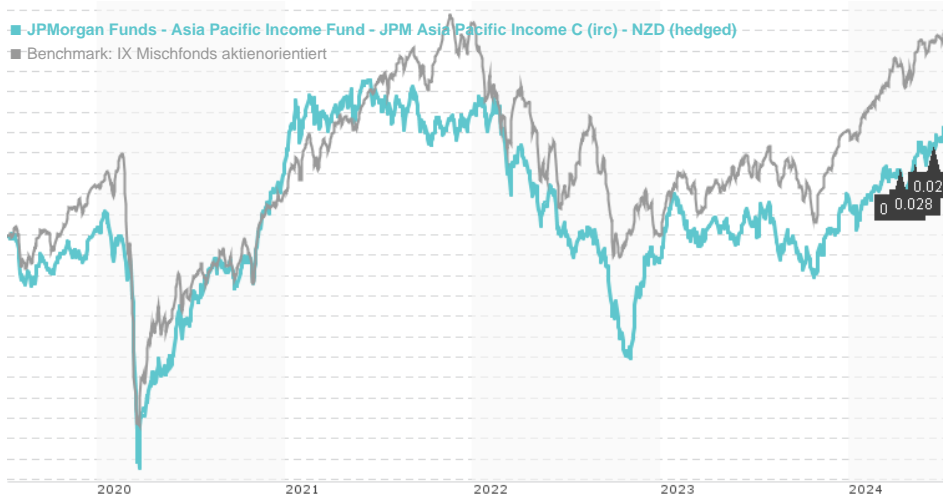


JPMorgan Funds - Asia Pacific Income Fund - JPM Asia Pacific Income C (irc) - NZD (hedged) / LU1288021188 /

Last 07/09/2024 <sup>1</sup>	Region	Branch	Type of yield	Type
8.38 NZD	Asia/Pacific	Mixed Fund/Focus Equity	paying dividend	Mixed Fund



Risk key figures

SRI	1	2	3	4	5	6	7	
Mountain-View Funds Rating <sup>2</sup>							EDA <sup>3</sup>	76

Yearly Performance

2023	+6.46%
2022	-12.88%
2021	+4.82%
2020	+6.55%
2019	+11.09%

Master data		Conditions		Other figures	
Fund type	Single fund	Issue surcharge	0.00%	Minimum investment	USD 10,000,000.00
Category	Mixed Fund	Planned administr. fee	0.00%	Savings plan	-
Sub category	Mixed Fund/Focus Equity	Deposit fees	0.00%	UCITS / OGAW	Yes
Fund domicile	Luxembourg	Redemption charge	0.00%	Performance fee	0.00%
Tranch volume	(07/09/2024) USD 0.268 mill.	Ongoing charges	-	Redeployment fee	0.00%
Total volume	(07/09/2024) USD 1,401.68 mill.	<b>Dividends</b>		<b>Investment company</b>	
Launch date	9/25/2015	12.06.2024	0.03 NZD	JPMorgan AM (EU) PO Box 275, 2012, Luxembourg Luxembourg <a href="https://www.jpmorganassetmanagement.de">https://www.jpmorganassetmanagement.de</a>	
KEST report funds	No	08.05.2024	0.03 NZD		
Business year start	01.07.	09.04.2024	0.03 NZD		
Sustainability type	-	08.03.2024	0.03 NZD		
Fund manager	Jeffrey Roskell, Julie Ho, Ruben Lienhard, Shaw Ho, Selina Yu	08.02.2024	0.03 NZD		

Performance	1M	6M	YTD	1Y	2Y	3Y	5Y	Since start
Performance	+2.29%	+8.14%	+6.35%	+10.75%	+11.94%	-1.41%	+11.38%	+10.34%
Performance p.a.	-	-	-	+10.75%	+5.81%	-0.47%	+2.18%	+1.54%
Sharpe ratio	5.18	2.00	1.34	0.99	0.27	-0.52	-0.16	-0.24
Volatility	5.92%	6.64%	6.66%	7.16%	7.85%	8.06%	9.47%	9.11%
Worst month	-	-0.91%	-0.91%	-3.48%	-7.22%	-7.22%	-13.14%	-13.14%
Best month	-	2.44%	3.44%	4.52%	9.78%	9.78%	9.78%	9.78%
Maximum loss	-0.60%	-3.23%	-3.23%	-7.01%	-12.70%	-23.19%	-24.64%	-

Distribution permission

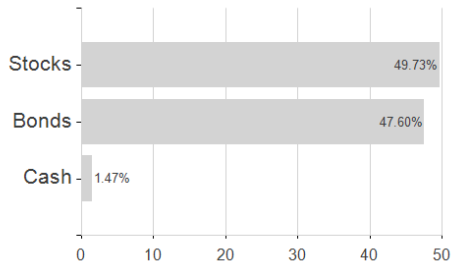
Austria, Germany, Switzerland, Luxembourg

<sup>1</sup> Important note on update status: The displayed date refers exclusively to the calculation of the NAV.  
<sup>2</sup> The Mountain-View Data Fund Rating calculates a comparative ranking for funds using yield, volatility and trend data. For more information visit [MVD Funds Rating](#)  
<sup>3</sup> Displays the Ethical-Dynamical Ratio calculated according to standard criteria. The maximum value is 100. For more information visit [EDA](#)

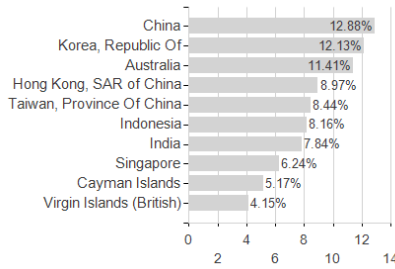
JPMorgan Funds - Asia Pacific Income Fund - JPM Asia Pacific Income C (irc) - NZD (hedged) / LU1288021188 /

Assessment Structure

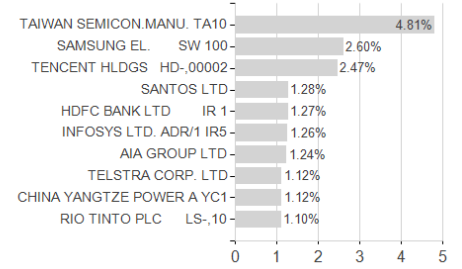
Assets



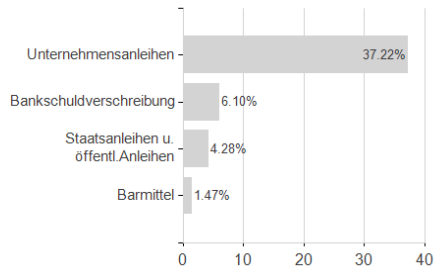
Countries



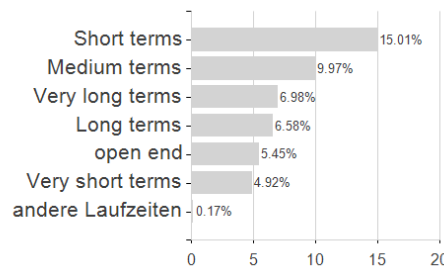
Largest positions



Issuer



Duration



Currencies

