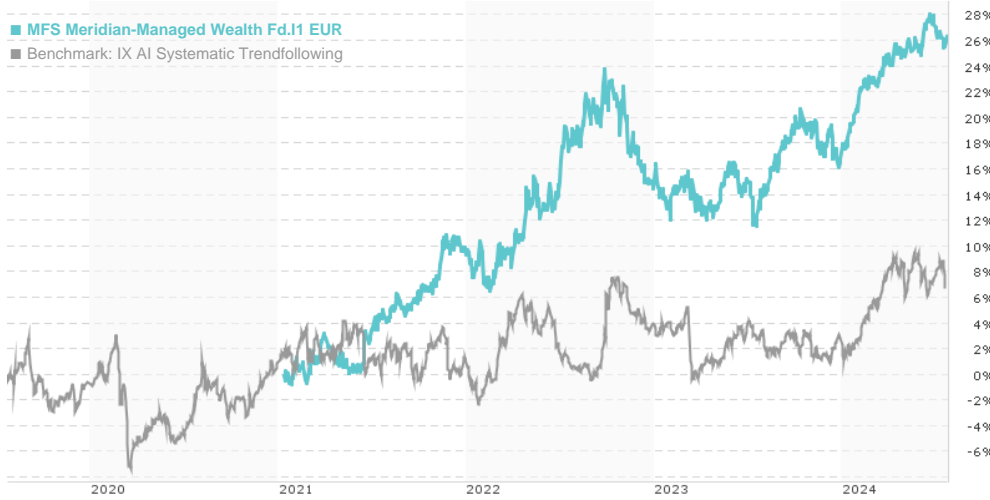


MFS Meridian-Managed Wealth Fd.I1 EUR / LU1280180933 / A14Y07 / MFS IM Co. (LU)

Last 07/23/2024 ¹	Region	Branch	Type of yield	Type
119.88 EUR	Worldwide	AI Managed Futures	reinvestment	Alternative Investm.



Risk key figures

SRI	1	2	3	4	5	6	7
Mountain-View Funds Rating ²	EDA ³						
	-						

Yearly Performance

2023	+2.02%
2022	+4.68%
2021	+9.42%

Master data		Conditions		Other figures	
Fund type	Single fund	Issue surcharge	0.00%	Minimum investment	UNT 0
Category	Alternative Investments	Planned administr. fee	0.00%	Savings plan	-
Sub category	AI Managed Futures	Deposit fees	0.00%	UCITS / OGAW	Yes
Fund domicile	Luxembourg	Redemption charge	0.00%	Performance fee	0.00%
Tranch volume	(07/23/2024) EUR 0.053 mill.	Ongoing charges	-	Redeployment fee	0.00%
Total volume	(07/23/2024) EUR 14.75 mill.	Dividends		Investment company	
Launch date	9/22/2015			MFS IM Co. (LU)	
KESt report funds	Yes			One Carter Lane, EC4V 5ER, London	
Business year start	01.02.			United Kingdom	
Sustainability type	-			https://www.mfs.com	
Fund manager	Almeida, Adams, Cole, Roberge, Wiener				

Performance	1M	6M	YTD	1Y	2Y	3Y	5Y	Since start
Performance	-0.76%	+5.55%	+8.19%	+11.46%	+7.20%	+20.30%	-	+26.42%
Performance p.a.	-	-	-	+11.46%	+3.54%	+6.35%	-	+6.87%
Sharpe ratio	-2.85	1.61	2.36	1.32	-0.02	0.37	-	0.45
Volatility	4.52%	4.79%	4.88%	5.91%	7.19%	7.26%	0.00%	7.09%
Worst month	-	-0.78%	-1.02%	-1.34%	-3.03%	-3.03%	0.00%	-3.03%
Best month	-	3.48%	3.48%	3.48%	3.75%	4.53%	0.00%	4.53%
Maximum loss	-1.98%	-2.00%	-2.00%	-3.75%	-9.89%	-9.89%	0.00%	-

Distribution permission

Austria, Germany, Switzerland

¹ Important note on update status: The displayed date refers exclusively to the calculation of the NAV.

² The Mountain-View Data Fund Rating calculates a comparative ranking for funds using yield, volatility and trend data. For more information visit [MVD Funds Rating](#)

³ Displays the Ethical-Dynamical Ratio calculated according to standard criteria. The maximum value is 100. For more information visit [EDA](#)

DISCLAIMER: The information on this page are for informational purposes only and should neither an offer to sell nor a solicitation for the purchase of the security or recommendation in favor of the security to be understood. baha GmbH assumes no liability despite thorough searches for the accuracy of the data.

Funds data from: www.mountain-view.com. Fact Sheet created by: www.baha.com

MFS Meridian-Managed Wealth Fd.I1 EUR / LU1280180933 / A14Y07 / MFS IM Co. (LU)

Investment strategy

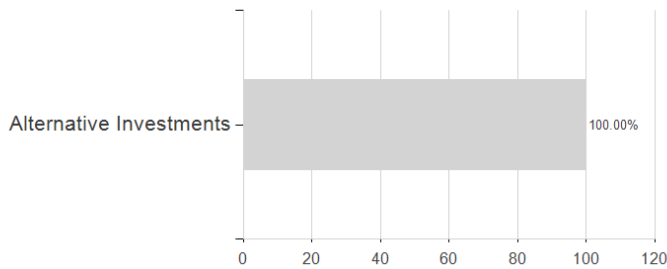
The fund seeks returns by (i) investing in individual securities normally focusing on developed and emerging market equities and (ii) using a tactical asset allocation overlay primarily using derivatives to seek to decrease volatility relative to the MSCI World Index (net div) by reducing exposure to equity or currency markets associated with the fund's investments and to potentially expose the fund to asset classes or markets where it has little or no exposure (e.g., below investment-grade debt). The fund may seek to limit exposure to certain extreme market events. The Investment Manager uses a bottom-up approach to select investments. Investments are selected primarily based on blending fundamental and quantitative research to create a blended rating for an issuer. The Investment Manager then constructs the portfolio using an optimization process that considers the blended rating and expected volatility of returns (e.g., predicted beta and predicted tracking error) and other factors. The Investment Manager may adjust inputs and parameters for the optimization and the fund's holdings.

Investment goal

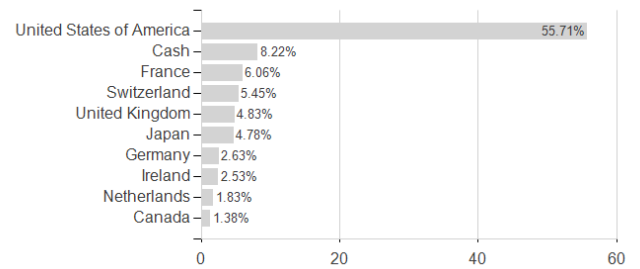
The fund's objective is total return, measured in U.S. dollars.

Assessment Structure

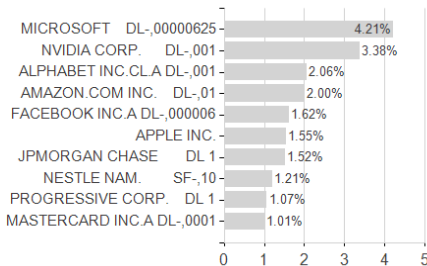
Assets



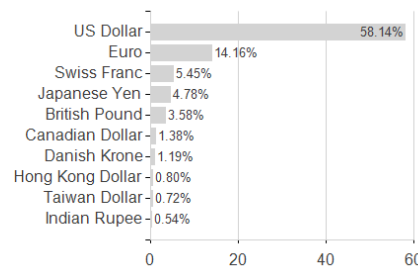
Countries



Largest positions



Currencies



Branches

