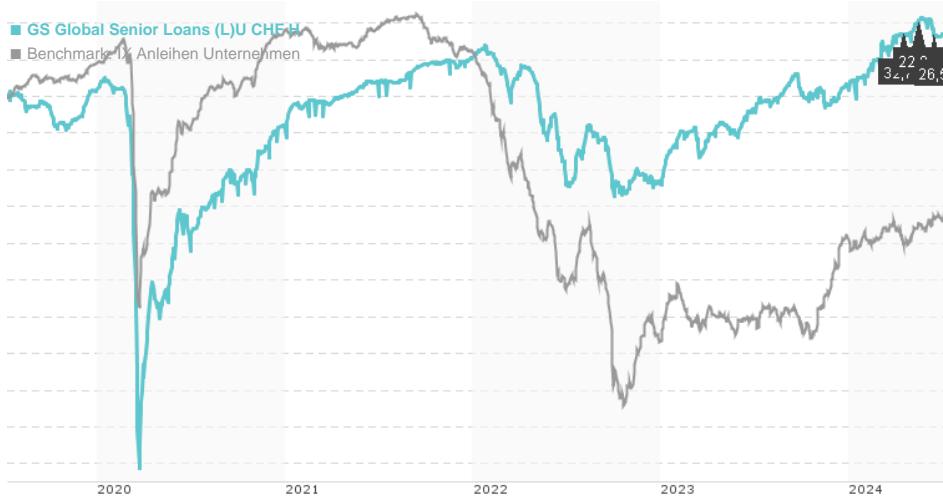


**GS Global Senior Loans (L)U CHF H / LU1275459870 / A14X8K / Goldman Sachs AM BV**

Last 07/09/2024 <sup>1</sup>	Region	Branch	Type of yield	Type
4257.47 CHF	Worldwide	Corporate Bonds	paying dividend	Fixed-Income Fund



**Risk key figures**

SRI	1	2	3	4	5	6	7
Mountain-View Funds Rating <sup>2</sup>	EDA <sup>3</sup>						

**Yearly Performance**

2023	+5.63%
2022	-6.68%
2021	+3.68%
2020	-1.85%
2019	+3.41%

Master data		Conditions		Other figures	
Fund type	Single fund	Issue surcharge	0.00%	Minimum investment	EUR 5,000,000.00
Category	Bonds	Planned administr. fee	0.00%	Savings plan	-
Sub category	Corporate Bonds	Deposit fees	0.00%	UCITS / OGAW	-
Fund domicile	Luxembourg	Redemption charge	0.00%	Performance fee	0.00%
Tranch volume	(04/03/2023) EUR 0.270 mill.	Ongoing charges	-	Redeployment fee	0.00%
Total volume	(07/09/2024) EUR 149.57 mill.	<b>Dividends</b>		<b>Investment company</b>	
Launch date	3/21/2016	14.06.2024	26.50 CHF	Goldman Sachs AM BV	
KESt report funds	Yes	14.05.2024	22.01 CHF	Schenkkade 65, 2509, LL Den Haag	
Business year start	01.04.	15.04.2024	32.76 CHF	Netherlands	
Sustainability type	-	14.03.2024	28.04 CHF	www.gsam.com	
Fund manager	-	14.02.2024	26.92 CHF		

Performance	1M	6M	YTD	1Y	2Y	3Y	5Y	Since start
Performance	-0.58%	+2.65%	+2.90%	+3.88%	+8.71%	+2.78%	+3.57%	+2.91%
Performance p.a.	-	-	-	+3.88%	+4.27%	+0.92%	+0.70%	+0.48%
Sharpe ratio	-5.35	0.46	0.54	0.06	0.19	-0.91	-0.59	-0.67
Volatility	2.01%	3.65%	3.65%	3.10%	3.00%	3.04%	5.10%	4.77%
Worst month	-	-0.82%	-0.82%	-0.82%	-3.13%	-3.13%	-13.63%	-13.63%
Best month	-	1.17%	1.17%	1.17%	2.25%	2.25%	3.90%	3.90%
Maximum loss	-0.89%	-1.04%	-1.04%	-1.82%	-3.93%	-7.97%	-21.06%	-

**Distribution permission**

Luxembourg

<sup>1</sup> Important note on update status: The displayed date refers exclusively to the calculation of the NAV.  
<sup>2</sup> The Mountain-View Data Fund Rating calculates a comparative ranking for funds using yield, volatility and trend data. For more information visit [MVD Funds Rating](#)  
<sup>3</sup> Displays the Ethical-Dynamical Ratio calculated according to standard criteria. The maximum value is 100. For more information visit [EDA](#)

**GS Global Senior Loans (L)U CHF H / LU1275459870 / A14X8K / Goldman Sachs AM BV**

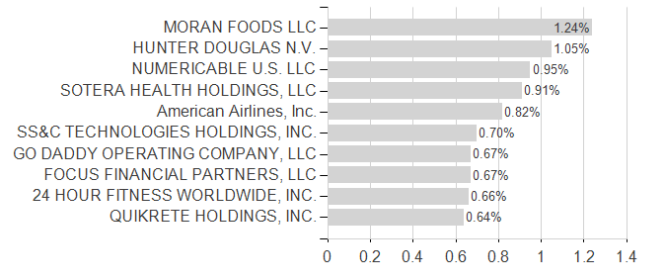
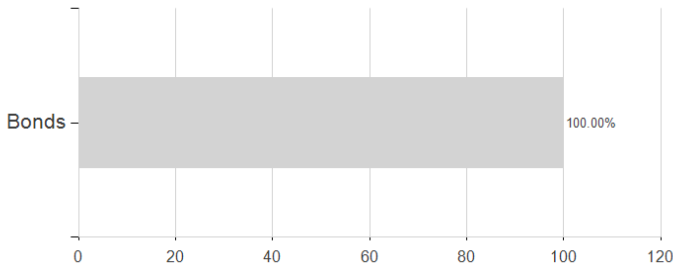
**Investment goal**

The sub-fund offers investors the opportunity to invest in senior loans – large, ultra-short duration loans made to non-investment grade businesses primarily in the U.S. and Europe. Senior loans are classified as non-investment grade assets, so they typically pay a higher rate of interest than other short-term debt instruments. This rate of interest is based on a fixed spread over a base rate, which floats with market rates and resets every 45-60 days on average. Unlike high yield bonds, senior loans are secured by collateral and hold the highest rank in a borrower's capital structure, giving them priority over other creditors, bonds, and all preferred and common stock. The unique combination of floating rates and secured collateral helps senior loans complement fixed-income portfolios and can provide valuable portfolio diversification for institutional investors.

**Assessment Structure**

**Assets**

**Largest positions**



**Countries**

**Rating**

**Branches**

