

Aegon Em.Mark.Debt Fd.I EUR / IE00BZCNV198 / A2N6G5 / Aegon AM

| | | | | |
|------------------------------|------------------|--------------|---------------|-------------------|
| Last 09/30/2024 ¹ | Region | Branch | Type of yield | Type |
| 11.87 EUR | Emerging Markets | Bonds: Mixed | reinvestment | Fixed-Income Fund |



| Risk key figures | | | | | | |
|---|---|---|---|---|---|------------------|
| SRI | 1 | 2 | 3 | 4 | 5 | 6 7 |
| Mountain-View Funds Rating ² | | | | | | EDA ³ |
| | | | | | | - |

| Yearly Performance | |
|--------------------|---------|
| 2023 | +7.64% |
| 2022 | -13.52% |

| Master data | | Conditions | | Other figures | |
|---------------------|------------------------------|------------------------|-------|---------------------------------|------------------|
| Fund type | Single fund | Issue surcharge | 5.00% | Minimum investment | EUR 1,000,000.00 |
| Category | Bonds | Planned administr. fee | 0.00% | Savings plan | - |
| Sub category | Bonds: Mixed | Deposit fees | 0.10% | UCITS / OGAW | Yes |
| Fund domicile | Ireland | Redemption charge | 3.00% | Performance fee | 0.00% |
| Tranch volume | - | Ongoing charges | - | Redeployment fee | 0.00% |
| Total volume | (09/27/2024) EUR 53.34 mill. | Dividends | | Investment company | |
| Launch date | 10/10/2017 | | | Aegon AM | |
| KESt report funds | No | | | Aegonplein 6, 2591 TV, Den Haag | |
| Business year start | 01.01. | | | Netherlands | |
| Sustainability type | - | | | www.aegonam.com | |
| Fund manager | - | | | | |

| Performance | 1M | 6M | YTD | 1Y | 2Y | 3Y | 5Y | Since start |
|------------------|--------|--------|--------|---------|---------|---------|-------|-------------|
| Performance | +1.64% | +3.46% | +8.64% | +13.81% | +17.40% | +1.97% | - | +3.81% |
| Performance p.a. | - | - | - | +13.85% | +8.34% | +0.65% | - | +1.14% |
| Sharpe ratio | 4.24 | 0.67 | 1.56 | 1.81 | 0.74 | -0.35 | - | -0.29 |
| Volatility | 4.19% | 5.60% | 5.41% | 5.84% | 6.79% | 7.67% | 0.00% | 7.44% |
| Worst month | - | -1.28% | -1.28% | -1.28% | -4.21% | -6.15% | 0.00% | -6.15% |
| Best month | - | 2.33% | 3.01% | 3.01% | 3.95% | 4.49% | 0.00% | 4.49% |
| Maximum loss | -0.61% | -2.11% | -2.11% | -2.40% | -4.49% | -17.15% | 0.00% | - |

Distribution permission

Germany, Switzerland

¹ Important note on update status: The displayed date refers exclusively to the calculation of the NAV.

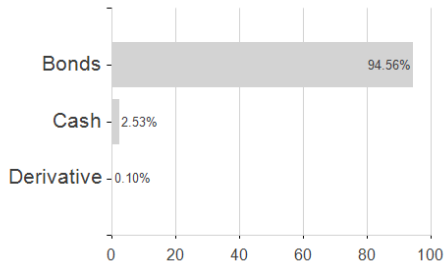
² The Mountain-View Data Fund Rating calculates a comparative ranking for funds using yield, volatility and trend data. For more information visit [MVD Funds Rating](#)

³ Displays the Ethical-Dynamical Ratio calculated according to standard criteria. The maximum value is 100. For more information visit [EDA](#)

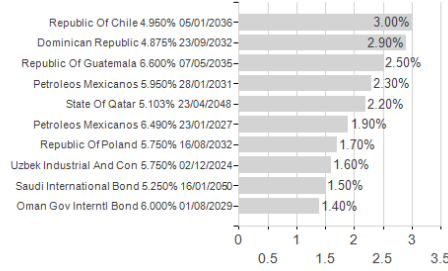
Aegon Em.Mark.Debt Fd.I EUR / IE00BZCNV198 / A2N6G5 / Aegon AM

Assessment Structure

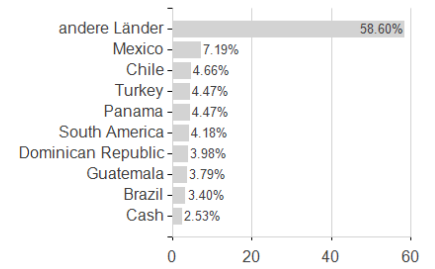
Assets



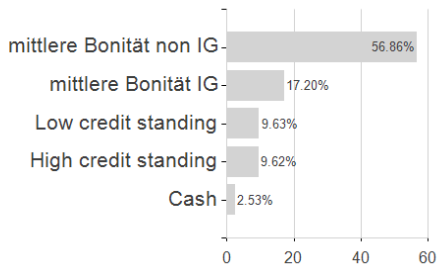
Largest positions



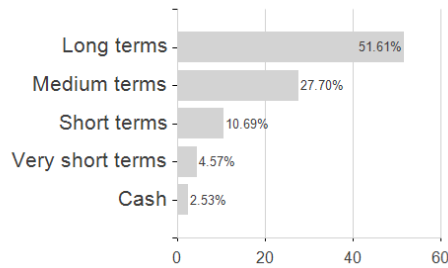
Countries



Rating



Duration



Currencies

