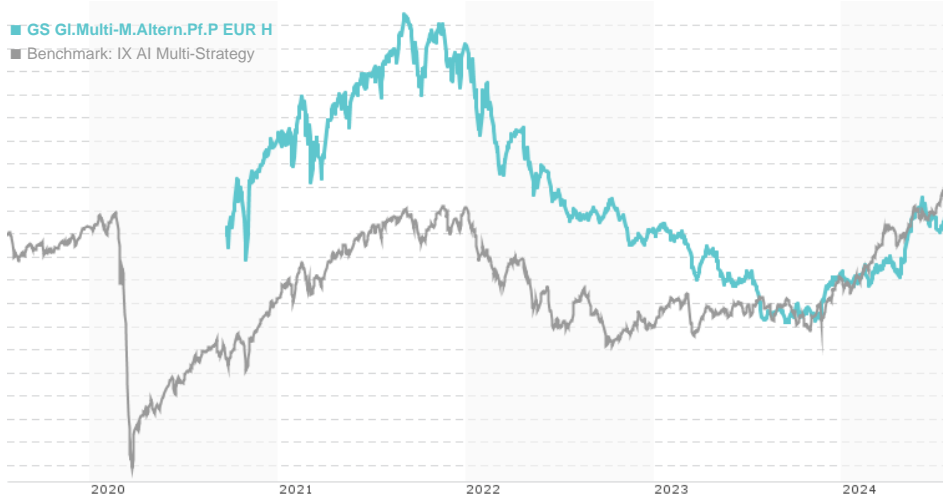


**GS GI.Multi-M.Altern.Pf.P EUR H / LU1254821801 / A14YCP / Goldman Sachs AM BV**

Last 07/22/2024 <sup>1</sup>	Region	Branch	Type of yield	Type
100.20 EUR	Worldwide	AI Hedgefonds Multi Strategies	reinvestment	Alternative Investm.



**Risk key figures**

SRI	1	2	3	4	5	6	7
Mountain-View Funds Rating <sup>2</sup>	EDA <sup>3</sup>						
	-						

**Yearly Performance**

2023	-1.95%
2022	-7.29%
2021	+3.60%

Master data		Conditions		Other figures	
Fund type	Single fund	Issue surcharge	5.50%	Minimum investment	USD 50,000.00
Category	Alternative Investments	Planned administr. fee	0.00%	Savings plan	-
Sub category	AI Hedgefonds Multi Strategies	Deposit fees	0.00%	UCITS / OGAW	Yes
Fund domicile	Luxembourg	Redemption charge	0.00%	Performance fee	10.00%
Tranch volume	(07/22/2024) USD 1.32 mill.	Ongoing charges	-	Redeployment fee	0.00%
Total volume	(07/22/2024) USD 126.81 mill.	Dividends		Investment company	
Launch date	12/16/2015	Goldman Sachs AM BV			
KESt report funds	Yes	Schenkkade 65, 2509, LL Den Haag			
Business year start	01.12.	Netherlands			
Sustainability type	-	www.gsam.com			
Fund manager	Betsy Gorton, Peter Seok, Jennifer Stack				

Performance	1M	6M	YTD	1Y	2Y	3Y	5Y	Since start
Performance	-0.54%	+2.23%	+1.90%	+2.94%	-0.58%	-6.29%	-	+0.19%
Performance p.a.	-	-	-	+2.95%	-0.29%	-2.14%	-	+0.05%
Sharpe ratio	-3.88	0.28	-0.08	-0.28	-1.67	-1.66	-	-0.86
Volatility	2.70%	2.96%	2.87%	2.63%	2.39%	3.52%	0.00%	4.24%
Worst month	-	-0.61%	-0.61%	-2.07%	-2.07%	-2.68%	0.00%	-2.68%
Best month	-	2.26%	2.26%	2.26%	2.26%	2.26%	0.00%	4.13%
Maximum loss	-0.74%	-1.48%	-1.48%	-1.48%	-5.25%	-12.13%	0.00%	-

**Distribution permission**

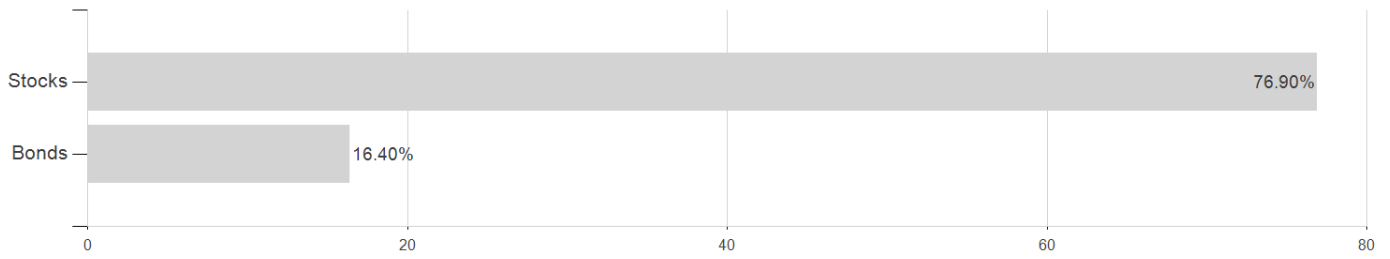
Austria, Germany, Switzerland, Luxembourg

<sup>1</sup> Important note on update status: The displayed date refers exclusively to the calculation of the NAV.  
<sup>2</sup> The Mountain-View Data Fund Rating calculates a comparative ranking for funds using yield, volatility and trend data. For more information visit [MVD Funds Rating](#)  
<sup>3</sup> Displays the Ethical-Dynamical Ratio calculated according to standard criteria. The maximum value is 100. For more information visit [EDA](#)

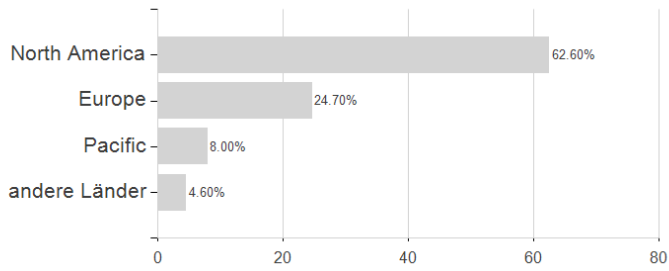
**GS GI.Multi-M.Altern.Pf.P EUR H / LU1254821801 / A14YCP / Goldman Sachs AM BV**

Assessment Structure

Assets



Countries



Largest positions

