

GS GI.Strategic Macro Bd.Pf.IO USD / LU1253843236 / A14W9P / Goldman Sachs AM BV

Last 07/22/2024 <sup>1</sup>	Region	Branch	Type of yield	Type
96.26 USD	Worldwide	AI Hedgefonds Single Strategy	paying dividend	Alternative Investm.



Risk key figures

SRI	1	2	3	4	5	6	7
Mountain-View Funds Rating <sup>2</sup>	EDA <sup>3</sup>						
-	-						

Yearly Performance

2023	+8.61%
2022	-1.49%
2021	-1.91%

Master data		Conditions		Other figures	
Fund type	Single fund	Issue surcharge	0.00%	Minimum investment	UNT 0
Category	Alternative Investments	Planned administr. fee	0.00%	Savings plan	-
Sub category	AI Hedgefonds Single Strategy	Deposit fees	0.00%	UCITS / OGAW	Yes
Fund domicile	Luxembourg	Redemption charge	0.00%	Performance fee	0.00%
Tranch volume	(07/22/2024) USD 50.68 mill.	Ongoing charges	-	Redeployment fee	0.00%
Total volume	(07/22/2024) USD 169.45 mill.	Dividends		Investment company	
Launch date	8/27/2015	11.12.2023	2.65 USD	Goldman Sachs AM BV	
KESt report funds	Yes	12.12.2022	1.79 USD	Schenkade 65, 2509, LL Den Haag	
Business year start	01.12.	13.12.2021	4.17 USD	Netherlands	
Sustainability type	-	14.12.2020	4.30 USD	www.gsam.com	
Fund manager	Sophia Ferguson				

Performance	1M	6M	YTD	1Y	2Y	3Y	5Y	Since start
Performance	+1.21%	+3.43%	+3.18%	+8.12%	+12.84%	+12.31%	-	+11.39%
Performance p.a.	-	-	-	+8.15%	+6.22%	+3.94%	-	+2.85%
Sharpe ratio	5.14	1.32	0.83	1.54	0.87	0.08	-	-0.28
Volatility	2.58%	2.50%	2.58%	2.91%	2.91%	2.96%	0.00%	2.99%
Worst month	-	-0.63%	-0.63%	-0.63%	-0.63%	-2.11%	0.00%	-3.18%
Best month	-	1.40%	1.40%	1.40%	2.21%	2.21%	0.00%	2.21%
Maximum loss	-0.28%	-1.09%	-1.09%	-1.49%	-2.42%	-3.14%	0.00%	-

Distribution permission

Austria, Germany, Switzerland, Luxembourg

<sup>1</sup> Important note on update status: The displayed date refers exclusively to the calculation of the NAV.

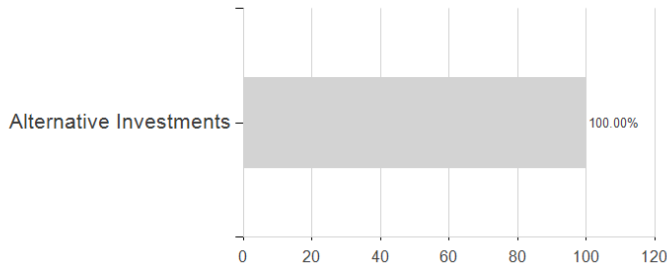
<sup>2</sup> The Mountain-View Data Fund Rating calculates a comparative ranking for funds using yield, volatility and trend data. For more information visit [MVD Funds Rating](#)

<sup>3</sup> Displays the Ethical-Dynamical Ratio calculated according to standard criteria. The maximum value is 100. For more information visit [EDA](#)

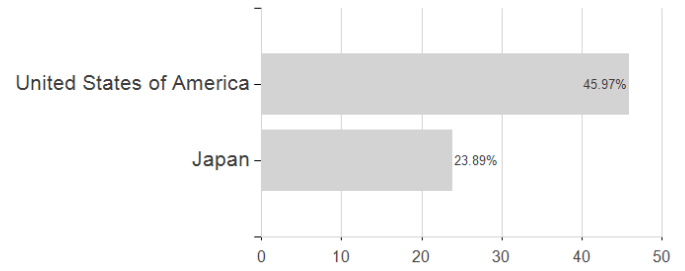
**GS GI.Strategic Macro Bd.Pf.IO USD / LU1253843236 / A14W9P / Goldman Sachs AM BV**

Assessment Structure

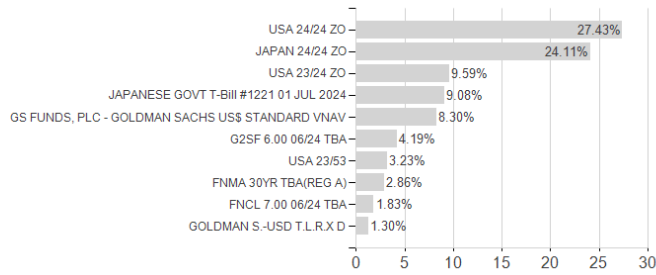
Assets



Countries



Largest positions



Currencies

