

JSS Sust.Bond-Em.Markets Corp.IG Y H / LU1244595085 / A2QPZG / J.S.Sarasin Fd.M. LU

Last 07/23/2024 <sup>1</sup>	Region	Branch	Type of yield	Type
78.23 EUR	Emerging Markets	Bonds: Mixed	paying dividend	Fixed-Income Fund



Risk key figures

SRI	1	2	3	4	5	6	7	
Mountain-View Funds Rating <sup>2</sup>							EDA <sup>3</sup>	79

Yearly Performance

2023	+4.67%
2022	-16.67%

Master data		Conditions		Other figures	
Fund type	Single fund	Issue surcharge	0.00%	Minimum investment	UNT 0
Category	Bonds	Planned administr. fee	0.00%	Savings plan	-
Sub category	Bonds: Mixed	Deposit fees	0.10%	UCITS / OGAW	Yes
Fund domicile	Luxembourg	Redemption charge	0.00%	Performance fee	0.00%
Tranch volume	(07/23/2024) USD 0.636 mill.	Ongoing charges	-	Redeployment fee	0.00%
Total volume	(06/28/2024) USD 277.55 mill.	Dividends		Investment company	
Launch date	2/17/2021	19.03.2024	1.44 EUR	J.S.Sarasin Fd.M. LU	
KESt report funds	Yes	05.10.2023	1.54 EUR	17-21, Boulevard Joseph II, 1840, Luxembourg	
Business year start	01.07.	31.03.2023	1.21 EUR	Luxembourg	
Sustainability type	Ethics/ecology	06.10.2022	1.62 EUR	http://www.jsafrasarasin.lu/internet/lu/	
Fund manager	Gabriel Cedismondi	08.04.2022	1.52 EUR		

Performance	1M	6M	YTD	1Y	2Y	3Y	5Y	Since start
Performance	+0.55%	+2.86%	+1.90%	+4.68%	+4.87%	-13.40%	-	-14.08%
Performance p.a.	-	-	-	+4.68%	+2.41%	-4.68%	-	-4.33%
Sharpe ratio	1.33	0.71	-0.08	0.29	-0.37	-2.30	-	-2.29
Volatility	2.62%	2.98%	2.97%	3.36%	3.53%	3.64%	0.00%	3.51%
Worst month	-	-1.63%	-1.63%	-1.83%	-4.35%	-5.08%	0.00%	-5.08%
Best month	-	1.58%	3.14%	3.81%	3.99%	3.99%	0.00%	3.99%
Maximum loss	-0.64%	-1.76%	-1.76%	-4.51%	-8.34%	-23.54%	0.00%	-

Distribution permission

Austria, Germany, Switzerland

<sup>1</sup> Important note on update status: The displayed date refers exclusively to the calculation of the NAV.

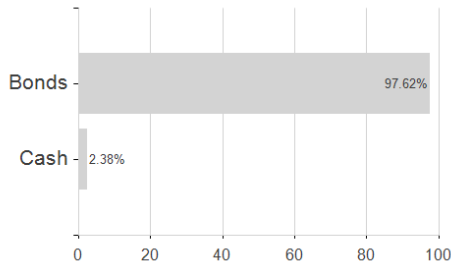
<sup>2</sup> The Mountain-View Data Fund Rating calculates a comparative ranking for funds using yield, volatility and trend data. For more information visit [MVD Funds Rating](#)

<sup>3</sup> Displays the Ethical-Dynamical Ratio calculated according to standard criteria. The maximum value is 100. For more information visit [EDA](#)

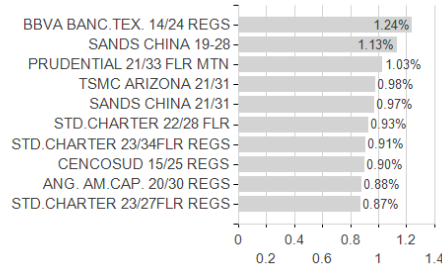
**JSS Sust.Bond-Em.Markets Corp.IG Y H / LU1244595085 / A2QPZG / J.S.Sarasin Fd.M. LU**

**Assessment Structure**

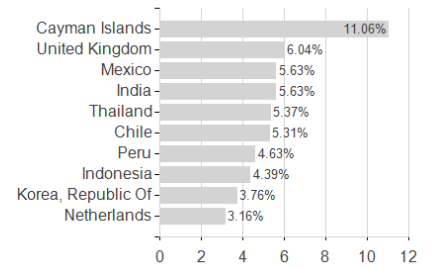
**Assets**



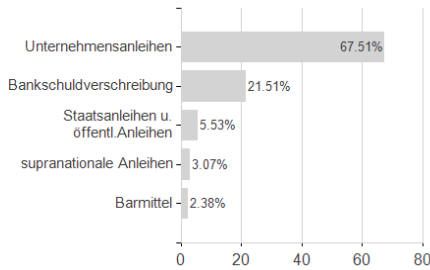
**Largest positions**



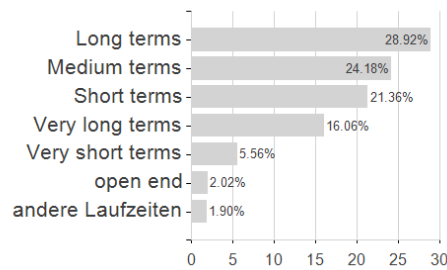
**Countries**



**Issuer**



**Duration**



**Currencies**

