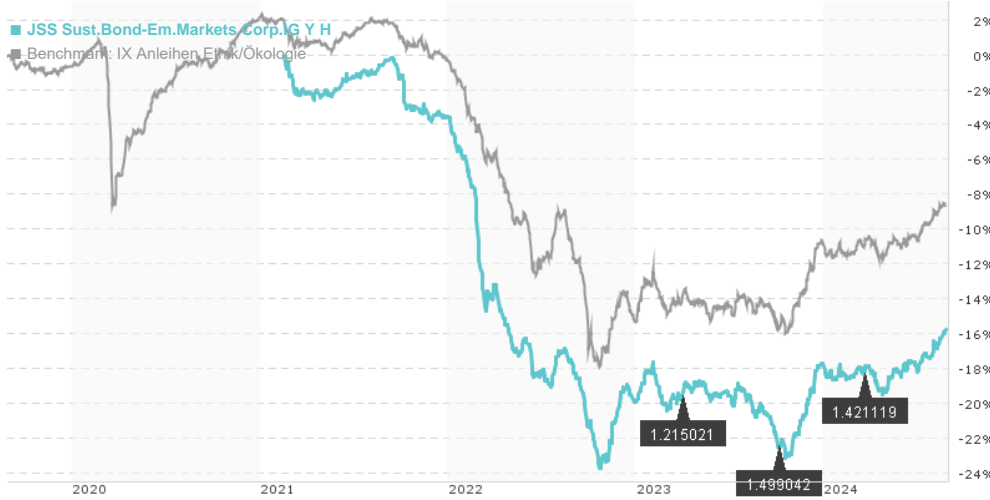


JSS Sust.Bond-Em.Markets Corp.IG Y H / LU1244594948 / A2QPZF / J.S.Sarasin Fd.M. LU

Last 08/26/2024 ¹	Region	Branch	Type of yield	Type
76.91 CHF	Emerging Markets	Bonds: Mixed	paying dividend	Fixed-Income Fund



Risk key figures	
SRI	1 2 3 4 5 6 7
Mountain-View Funds Rating ²	EDA ³
▲▲▲▲▲▲	79

Yearly Performance	
2023	+2.73%
2022	-16.95%

Master data		Conditions		Other figures	
Fund type	Single fund	Issue surcharge	0.00%	Minimum investment	UNT 0
Category	Bonds	Planned administr. fee	0.00%	Savings plan	-
Sub category	Bonds: Mixed	Deposit fees	0.10%	UCITS / OGAW	Yes
Fund domicile	Luxembourg	Redemption charge	0.00%	Performance fee	0.00%
Tranch volume	(08/26/2024) USD 2.76 mill.	Ongoing charges	-	Redeployment fee	0.00%
Total volume	(07/31/2024) USD 281.86 mill.	Dividends		Investment company	
Launch date	2/17/2021	19.03.2024	1.42 CHF	J.S.Sarasin Fd.M. LU	
KESt report funds	Yes	05.10.2023	1.50 CHF	17-21, Boulevard Joseph II, 1840, Luxembourg	
Business year start	01.07.	31.03.2023	1.22 CHF	Luxembourg	
Sustainability type	Ethics/ecology	06.10.2022	1.52 CHF	http://www.jsafrasarasin.lu/internet/lu/	
Fund manager	Gabriel Cedismondi	08.04.2022	1.44 CHF		

Performance	1M	6M	YTD	1Y	2Y	3Y	5Y	Since start
Performance	+1.87%	+3.26%	+2.36%	+5.89%	+2.10%	-15.24%	-	-15.69%
Performance p.a.	-	-	-	+5.91%	+1.04%	-5.36%	-	-4.73%
Sharpe ratio	6.53	1.03	0.05	0.72	-0.70	-2.41	-	-2.35
Volatility	3.19%	3.03%	3.04%	3.34%	3.55%	3.69%	0.00%	3.51%
Worst month	-	-1.87%	-1.87%	-2.00%	-4.28%	-5.08%	0.00%	-5.08%
Best month	-	1.52%	2.93%	3.59%	3.84%	3.84%	0.00%	3.84%
Maximum loss	-0.59%	-1.97%	-2.05%	-3.90%	-7.56%	-23.60%	0.00%	-

Distribution permission

Austria, Germany, Switzerland

1 Important note on update status: The displayed date refers exclusively to the calculation of the NAV.

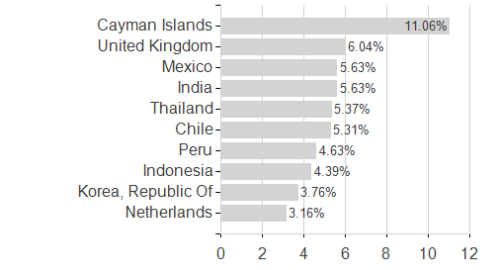
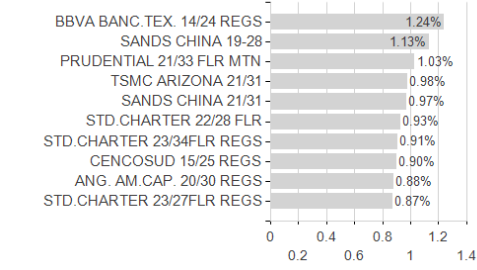
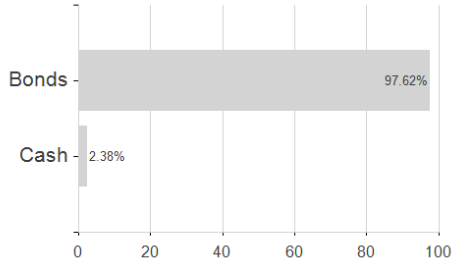
2 The Mountain-View Data Fund Rating calculates a comparative ranking for funds using yield, volatility and trend data. For more information visit [MVD Funds Rating](#)

3 Displays the Ethical-Dynamical Ratio calculated according to standard criteria. The maximum value is 100. For more information visit [EDA](#)

JSS Sust.Bond-Em.Markets Corp.IG Y H / LU1244594948 / A2QPZF / J.S.Sarasin Fd.M. LU

Assessment Structure

Assets Largest positions Countries



Issuer Duration Currencies

