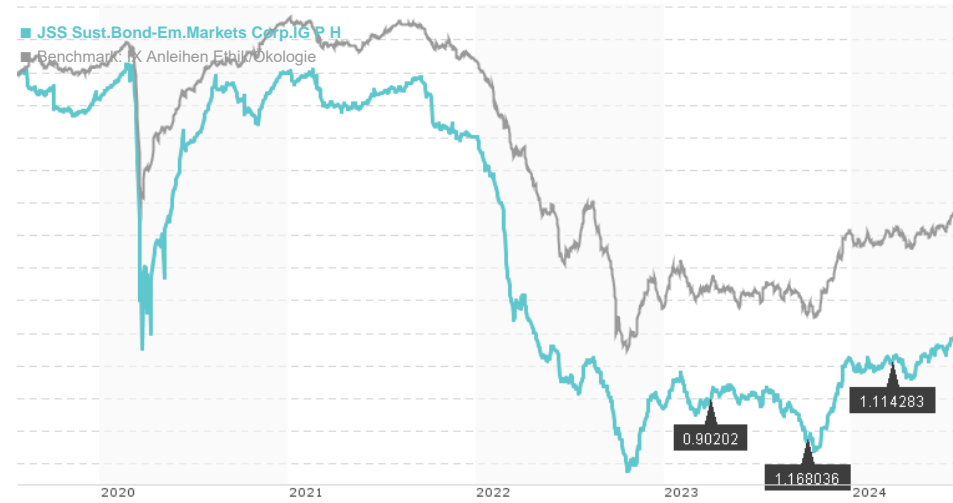


JSS Sust.Bond-Em.Markets Corp.IG P H / LU1244594351 / A143CZ / J.S.Sarasin Fd.M. LU

Last 07/23/2024 <sup>1</sup>	Region	Branch	Type of yield	Type
76.07 EUR	Emerging Markets	Bonds: Mixed	paying dividend	Fixed-Income Fund



Risk key figures

SRI	1	2	3	4	5	6	7
Mountain-View Funds Rating <sup>2</sup>	EDA <sup>3</sup>						79

Yearly Performance

2023	+3.84%
2022	-17.35%
2021	-3.92%
2020	+1.65%
2019	+3.77%

Master data		Conditions		Other figures	
Fund type	Single fund	Issue surcharge	3.00%	Minimum investment	UNT 0
Category	Bonds	Planned administr. fee	0.00%	Savings plan	-
Sub category	Bonds: Mixed	Deposit fees	0.10%	UCITS / OGAW	Yes
Fund domicile	Luxembourg	Redemption charge	0.00%	Performance fee	0.00%
Tranch volume	(07/23/2024) USD 0.638 mill.	Ongoing charges	-	Redeployment fee	0.00%
Total volume	(06/28/2024) USD 277.55 mill.	Dividends		Investment company	
Launch date	10/13/2015	19.03.2024	1.11 EUR	J.S.Sarasin Fd.M. LU	
KESt report funds	Yes	05.10.2023	1.17 EUR	17-21, Boulevard Joseph II, 1840, Luxembourg	
Business year start	01.07.	31.03.2023	0.90 EUR	Luxembourg	
Sustainability type	Ethics/ecology	06.10.2022	1.18 EUR	http://www.jsafrasarasin.lu/internet/lu/	
Fund manager	Gabriel Cedismondi	08.04.2022	1.09 EUR		

Performance	1M	6M	YTD	1Y	2Y	3Y	5Y	Since start
Performance	+0.48%	+2.45%	+1.42%	+3.84%	+3.18%	-15.55%	-16.26%	-18.58%
Performance p.a.	-	-	-	+3.84%	+1.58%	-5.47%	-3.48%	-2.64%
Sharpe ratio	0.93	0.43	-0.38	0.04	-0.60	-2.51	-1.14	-1.19
Volatility	2.62%	2.95%	2.96%	3.37%	3.53%	3.66%	6.33%	5.35%
Worst month	-	-1.70%	-1.70%	-1.88%	-4.42%	-5.13%	-14.31%	-14.31%
Best month	-	1.53%	3.09%	3.75%	3.93%	3.93%	5.66%	5.66%
Maximum loss	-0.65%	-1.81%	-1.81%	-4.69%	-8.47%	-24.31%	-24.87%	-

Distribution permission

Austria, Germany, Switzerland

1 Important note on update status: The displayed date refers exclusively to the calculation of the NAV.

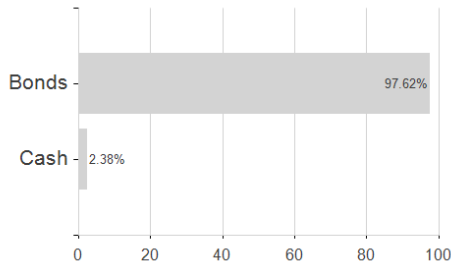
2 The Mountain-View Data Fund Rating calculates a comparative ranking for funds using yield, volatility and trend data. For more information visit [MVD Funds Rating](#)

3 Displays the Ethical-Dynamical Ratio calculated according to standard criteria. The maximum value is 100. For more information visit [EDA](#)

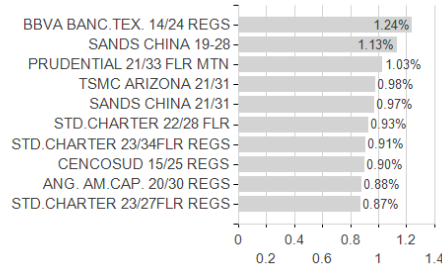
**JSS Sust.Bond-Em.Markets Corp.IG P H / LU1244594351 / A143CZ / J.S.Sarasin Fd.M. LU**

**Assessment Structure**

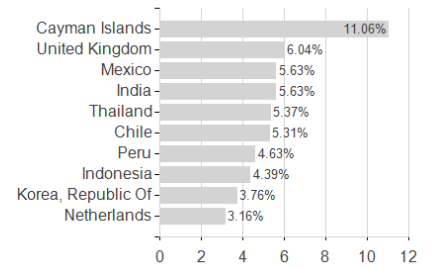
**Assets**



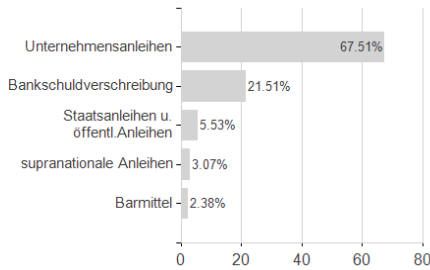
**Largest positions**



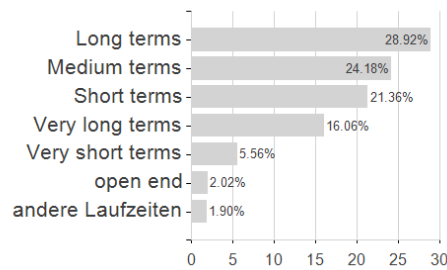
**Countries**



**Issuer**



**Duration**



**Currencies**

