

F.Diversified Balanc.Fd.I EUR / LU1244551385 / A14UK0 / Franklin Templeton

Last 10/10/2024 ¹	Region	Branch	Type of yield	Type
9.56 EUR	Worldwide	Multi-asset	paying dividend	Mixed Fund



Risk key figures

SRI	1	2	3	4	5	6	7
Mountain-View Funds Rating ²	EDA ³						
	77						

Yearly Performance

2023	+9.63%
2022	-10.64%
2021	+15.00%
2020	+4.69%
2019	+8.89%

Master data		Conditions		Other figures	
Fund type	Single fund	Issue surcharge	0.00%	Minimum investment	USD 5,000,000.00
Category	Mixed Fund	Planned administr. fee	0.00%	Savings plan	-
Sub category	Multi-asset	Deposit fees	0.14%	UCITS / OGAW	Yes
Fund domicile	Luxembourg	Redemption charge	0.00%	Performance fee	0.00%
Tranch volume	(09/30/2024) USD 0.002 mill.	Ongoing charges	-	Redeployment fee	0.00%
Total volume	(09/30/2024) USD 205.76 mill.	Dividends		Investment company	
Launch date	6/26/2015	08.10.2024	0.06 EUR	Franklin Templeton	
KESt report funds	Yes	08.07.2024	0.06 EUR	Schottenring 16, 2.OG, 1010, Wien	
Business year start	01.07.	08.04.2024	0.06 EUR	Austria	
Sustainability type	-	09.01.2024	0.06 EUR	https://www.franklintempleton.at	
Fund manager	Matthias Hoppe, Dominik Hoffmann	09.10.2023	0.05 EUR		

Performance	1M	6M	YTD	1Y	2Y	3Y	5Y	Since start
Performance	+2.89%	+4.99%	+7.49%	+13.73%	+18.96%	+10.90%	+29.58%	+26.95%
Performance p.a.	-	-	-	+13.69%	+9.05%	+3.51%	+5.31%	+2.60%
Sharpe ratio	7.06	0.98	1.00	1.66	0.94	0.04	0.24	-0.08
Volatility	5.41%	7.22%	6.60%	6.34%	6.23%	7.29%	8.89%	7.45%
Worst month	-	-2.49%	-2.49%	-2.49%	-3.51%	-4.71%	-4.73%	-4.73%
Best month	-	2.17%	4.47%	4.47%	4.47%	5.34%	5.34%	5.34%
Maximum loss	-0.42%	-4.00%	-4.00%	-4.00%	-4.60%	-12.66%	-14.72%	-

Distribution permission

Austria, Germany, Switzerland, Luxembourg, Czech Republic

1 Important note on update status: The displayed date refers exclusively to the calculation of the NAV.

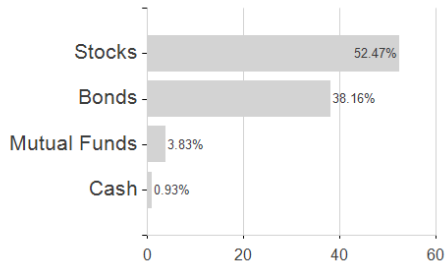
2 The Mountain-View Data Fund Rating calculates a comparative ranking for funds using yield, volatility and trend data. For more information visit [MVD Funds Rating](#)

3 Displays the Ethical-Dynamical Ratio calculated according to standard criteria. The maximum value is 100. For more information visit [EDA](#)

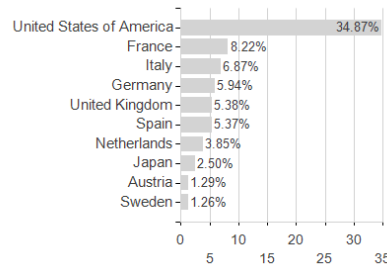
F.Diversified Balanc.Fd.I EUR / LU1244551385 / A14UK0 / Franklin Templeton

Assessment Structure

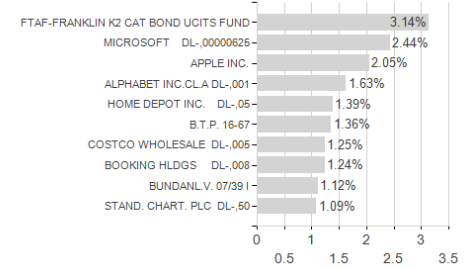
Assets



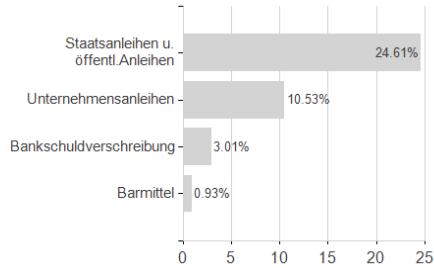
Countries



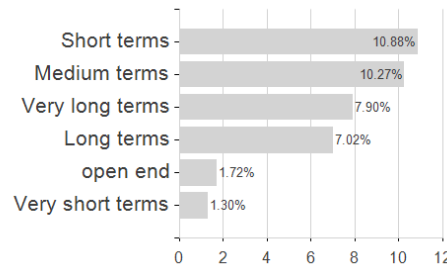
Largest positions



Issuer



Duration



Currencies

