

iShares SMI® Equity Index Fund (CH) X CHF / CH0342181820 / A2DFWB / BlackRock AM (CH)

Last 10/31/2024 <sup>1</sup>	Country	Branch	Type of yield	Type
1473.81 CHF	Switzerland	Mixed Sectors	reinvestment	Equity Fund



Risk key figures

SRI 1 2 3 4 5 6 7

Mountain-View Funds Rating<sup>2</sup> EDA<sup>3</sup>

▲ ▲ ▲ ▲ ▲ ▲

Yearly Performance

2023	+5.94%
2022	-15.17%
2021	+22.63%
2020	+3.35%
2019	+29.03%

Master data		Conditions		Other figures	
Fund type	Single fund	Issue surcharge	6.00%	Minimum investment	UNT 0
Category	Equity	Planned administr. fee	0.00%	Savings plan	-
Sub category	Mixed Sectors	Deposit fees	0.00%	UCITS / OGAW	-
Fund domicile	Switzerland	Redemption charge	6.00%	Performance fee	0.00%
Tranch volume	(06/15/2018) CHF 57.49 mill.	Ongoing charges	-	Redeployment fee	0.00%
Total volume	(10/31/2024) CHF 410.05 mill.	Dividends		Investment company	
Launch date	12/8/2017	BlackRock AM (CH) Bahnhofstrasse 39, 8001, Zürich Switzerland <a href="https://www.blackrock.com">https://www.blackrock.com</a>			
KESt report funds	No				
Business year start	01.08.				
Sustainability type	-				
Fund manager	Christina Zeitler, Index Inv ETF PM MUN				

Performance	1M	6M	YTD	1Y	2Y	3Y	5Y	Since start
Performance	-3.09%	+4.21%	+8.20%	+15.96%	+13.58%	+2.49%	+28.06%	+47.38%
Performance p.a.	-	-	-	+15.91%	+6.56%	+0.82%	+5.07%	+5.78%
Sharpe ratio	-3.23	0.44	0.61	1.19	0.31	-0.17	0.13	0.19
Volatility	10.51%	12.45%	11.41%	10.84%	11.34%	13.23%	15.39%	14.67%
Worst month	-	-3.09%	-3.09%	-5.23%	-5.23%	-7.50%	-7.50%	-7.50%
Best month	-	6.94%	6.94%	6.94%	6.94%	6.94%	9.43%	9.43%
Maximum loss	-4.33%	-6.91%	-6.91%	-6.91%	-11.53%	-20.93%	-26.71%	-

Distribution permission

Switzerland

<sup>1</sup> Important note on update status: The displayed date refers exclusively to the calculation of the NAV.  
<sup>2</sup> The Mountain-View Data Fund Rating calculates a comparative ranking for funds using yield, volatility and trend data. For more information visit [MVD Funds Rating](#)  
<sup>3</sup> Displays the Ethical-Dynamical Ratio calculated according to standard criteria. The maximum value is 100. For more information visit [EDA](#)

**iShares SMI® Equity Index Fund (CH) X CHF / CH0342181820 / A2DFWB / BlackRock AM (CH)**

**Investment strategy**

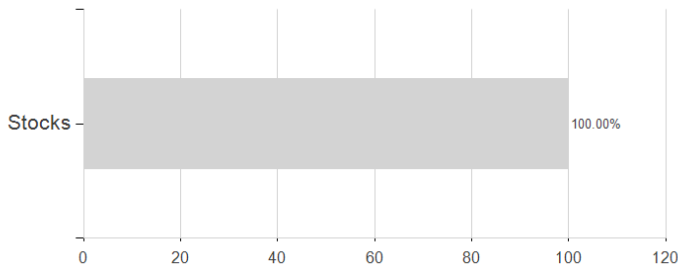
The Reference Index measures the performance of shares of publicly traded, large-capitalisation Swiss companies. It is a focused equity index with a concentration of shares in the pharmaceutical, consumer goods and financial sectors. It contains the 20 largest and most liquid shares in the Swiss Performance Index (SPI) (which is regarded as the overall index for the Swiss equity market). The weightings of the individual shares in the Reference Index are based on their free float adjusted market capitalisation but are additionally capped at 18% of the Reference Index. Market capitalisation is the share price of a company multiplied by the number of shares issued. Free float-adjusted market capitalisation means that only shares available to the public, rather than all of a company's issued shares, are used to calculate the Reference Index. Liquid shares mean that they can easily be bought or sold in the market in normal market conditions

**Investment goal**

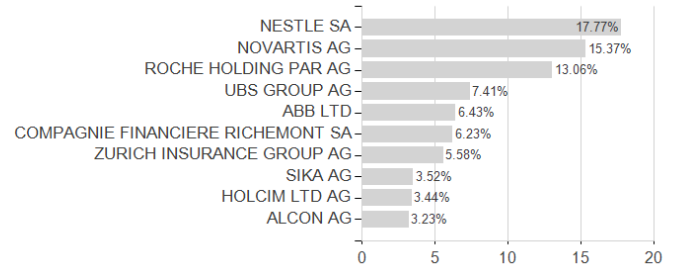
The Fund aims to achieve a return on your investment through a combination of capital growth and income on the Fund's assets, which reflects the return of the Swiss Market Index (SMI®) (the Fund's benchmark index). The Fund aims to invest so far as possible and practicable in the equity securities (such as shares) that make up the benchmark index.

**Assessment Structure**

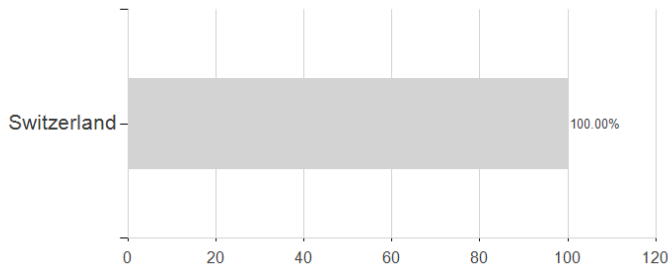
**Assets**



**Largest positions**



**Countries**



**Branches**

