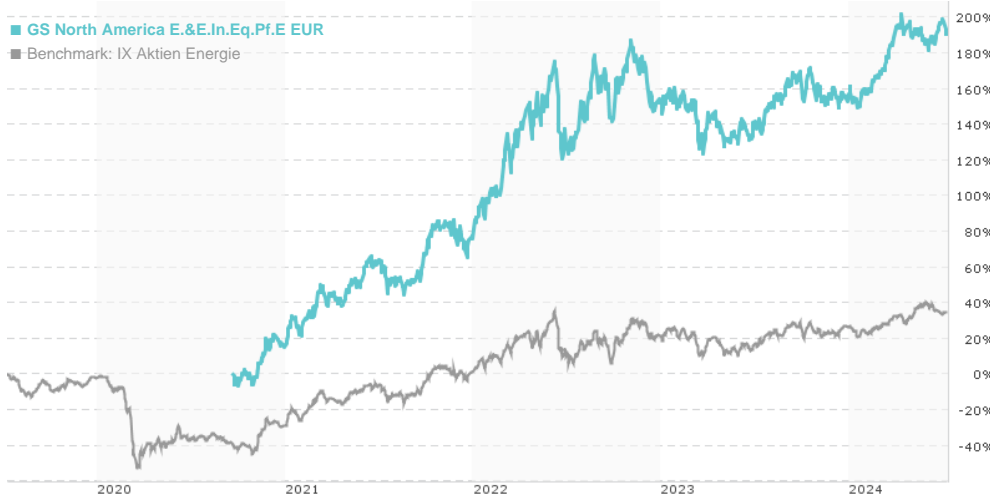


GS North America E.&E.In.Eq.Pf.E EUR / LU1046545502 / A113LA / Goldman Sachs AM BV

Last 07/09/2024 ¹	Region	Branch	Type of yield	Type
13.16 EUR	North America	Sector Energy	reinvestment	Equity Fund



Risk key figures

SRI	1	2	3	4	5	6	7
Mountain-View Funds Rating ²							EDA ³
							65

Yearly Performance

2023	+0.26%
2022	+43.41%
2021	+52.10%

Master data		Conditions		Other figures	
Fund type	Single fund	Issue surcharge	4.00%	Minimum investment	EUR 1,500.00
Category	Equity	Planned administr. fee	0.00%	Savings plan	-
Sub category	Sector Energy	Deposit fees	0.00%	UCITS / OGAW	Yes
Fund domicile	Luxembourg	Redemption charge	0.00%	Performance fee	0.00%
Tranch volume	(07/09/2024) USD 13.83 mill.	Ongoing charges	-	Redeployment fee	0.00%
Total volume	(07/09/2024) USD 66.96 mill.	Dividends		Investment company	
Launch date	4/14/2014	Goldman Sachs AM BV			
KESt report funds	Yes	Schenkkade 65, 2509, LL Den Haag			
Business year start	01.12.	Netherlands			
Sustainability type	-	www.gsam.com			
Fund manager	-				

Performance	1M	6M	YTD	1Y	2Y	3Y	5Y	Since start
Performance	+0.38%	+14.53%	+14.83%	+21.29%	+24.98%	+81.77%	-	+191.15%
Performance p.a.	-	-	-	+21.29%	+11.81%	+22.02%	-	+32.50%
Sharpe ratio	0.12	2.43	2.21	1.24	0.42	0.78	-	1.18
Volatility	10.31%	11.36%	12.20%	14.29%	19.49%	23.63%	0.00%	24.35%
Worst month	-	-3.14%	-3.14%	-4.13%	-9.01%	-10.77%	0.00%	-10.77%
Best month	-	8.46%	8.46%	8.46%	15.89%	15.89%	0.00%	25.06%
Maximum loss	-2.88%	-6.67%	-6.67%	-8.29%	-22.15%	-22.15%	0.00%	-

Distribution permission

Austria, Germany, Switzerland, Luxembourg

1 Important note on update status: The displayed date refers exclusively to the calculation of the NAV.

2 The Mountain-View Data Fund Rating calculates a comparative ranking for funds using yield, volatility and trend data. For more information visit [MVD Funds Rating](#)

3 Displays the Ethical-Dynamical Ratio calculated according to standard criteria. The maximum value is 100. For more information visit [EDA](#)

GS North America E.&E.In.Eq.Pf.E EUR / LU1046545502 / A113LA / Goldman Sachs AM BV

Investment strategy

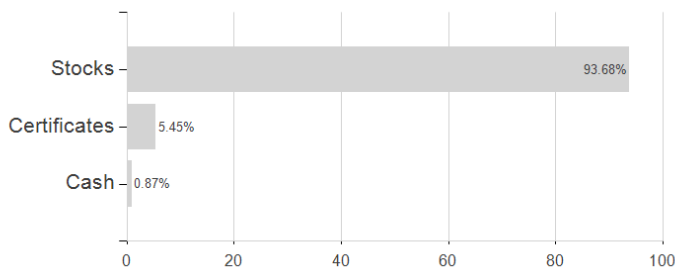
The Portfolio will mostly hold shares or similar instruments and MLP related securities of North American midstream energy companies (MLP related securities are entities treated as a corporation for US tax purposes rather than a partnership). Such companies are either based in or earn most of their profits or revenues from North America. The Portfolio may also invest in companies which are based anywhere in the world. The Portfolio will primarily seek exposure to Midstream companies but may also invest in Upstream and Downstream companies. Midstream energy companies are engaged in energy infrastructure activities including, but not limited to, transportation (pipelines), storage and processing. Midstream companies sit in between energy producer companies (for example exploration or drilling companies) (Upstream) and energy user companies (for example refiners or utilities companies) (Downstream). The Portfolio will not invest more than 33% of its assets in bonds issued by corporate or government entities, convertibles (securities that can be converted into other types of securities), money market instruments and non-share related instruments.

Investment goal

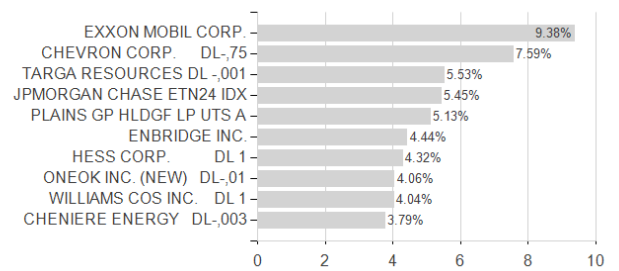
The Portfolio seeks to generate income with capital appreciation.

Assessment Structure

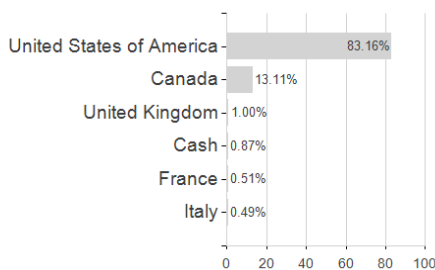
Assets



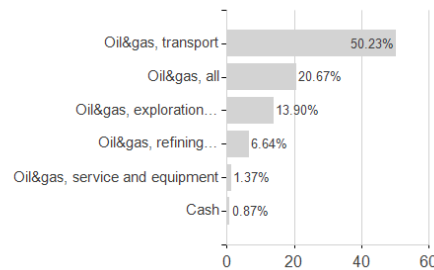
Largest positions



Countries



Branches



Currencies

