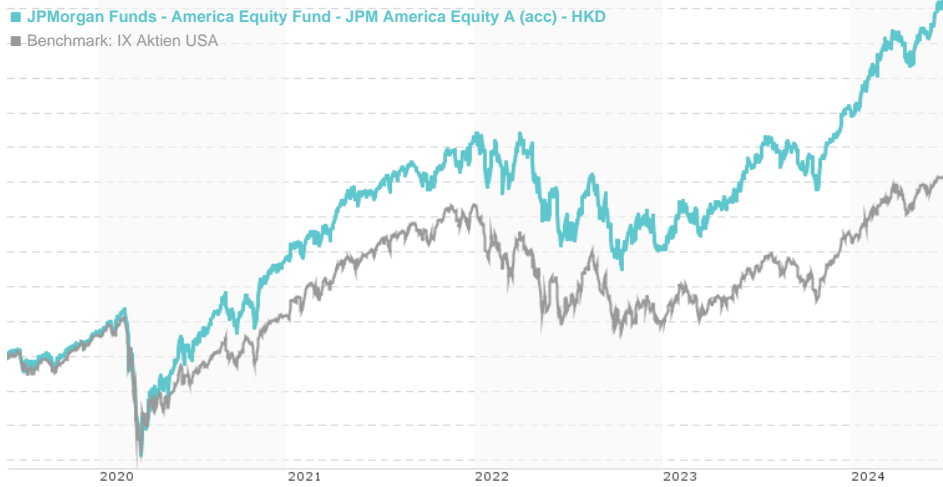


JPMorgan Funds - America Equity Fund - JPM America Equity A (acc) - HKD / LU0863150172 / A1J89M / JPMorgan

| | | | | |
|------------------------------|--------------------------|---------------|---------------|-------------|
| Last 07/03/2024 ¹ | Country | Branch | Type of yield | Type |
| 47.67 HKD | United States of America | Mixed Sectors | reinvestment | Equity Fund |



Risk key figures

| | | | | | | | | |
|---|---|---|---|---|---|---|------------------|----|
| SRI | 1 | 2 | 3 | 4 | 5 | 6 | 7 | |
| Mountain-View Funds Rating ² | | | | | | | EDA ³ | 70 |

Yearly Performance

| | |
|------|---------|
| 2023 | +31.32% |
| 2022 | -19.22% |
| 2021 | +26.40% |
| 2020 | +20.48% |
| 2019 | +27.02% |

| Master data | | Conditions | | Other figures | |
|---------------------|---------------------------------|--|-------|---------------------------|---------------|
| Fund type | Single fund | Issue surcharge | 5.00% | Minimum investment | USD 35,000.00 |
| Category | Equity | Planned administr. fee | 0.00% | Savings plan | - |
| Sub category | Mixed Sectors | Deposit fees | 0.00% | UCITS / OGAW | Yes |
| Fund domicile | Luxembourg | Redemption charge | 0.50% | Performance fee | 0.00% |
| Tranch volume | (07/03/2024) USD 40.61 mill. | Ongoing charges | - | Redeployment fee | 0.00% |
| Total volume | (07/03/2024) USD 7,125.21 mill. | Dividends | | Investment company | |
| Launch date | 2/6/2013 | JPMorgan AM (EU) | | | |
| KESr report funds | No | PO Box 275, 2012, Luxembourg | | | |
| Business year start | 01.07. | Luxembourg | | | |
| Sustainability type | - | https://www.jpmorganassetmanagement.de | | | |
| Fund manager | Jonathan Simon, Timothy Parton | | | | |

| Performance | 1M | 6M | YTD | 1Y | 2Y | 3Y | 5Y | Since start |
|------------------|--------|---------|---------|---------|---------|---------|----------|-------------|
| Performance | +4.61% | +19.18% | +17.33% | +27.46% | +50.76% | +33.83% | +101.82% | +330.23% |
| Performance p.a. | - | - | - | +27.38% | +22.82% | +10.22% | +15.06% | +13.64% |
| Sharpe ratio | 7.63 | 3.21 | 2.82 | 1.95 | 1.18 | 0.37 | 0.58 | 0.60 |
| Volatility | 9.08% | 11.98% | 11.99% | 12.18% | 16.25% | 17.41% | 19.57% | 16.48% |
| Worst month | - | -3.37% | -3.37% | -4.10% | -9.05% | -9.38% | -13.54% | -13.54% |
| Best month | - | 5.53% | 5.53% | 9.29% | 9.29% | 9.29% | 14.53% | 14.53% |
| Maximum loss | -0.96% | -5.27% | -5.27% | -9.35% | -17.95% | -23.83% | -37.26% | - |

Distribution permission

Austria, Germany, Switzerland, Luxembourg

¹ Important note on update status: The displayed date refers exclusively to the calculation of the NAV.

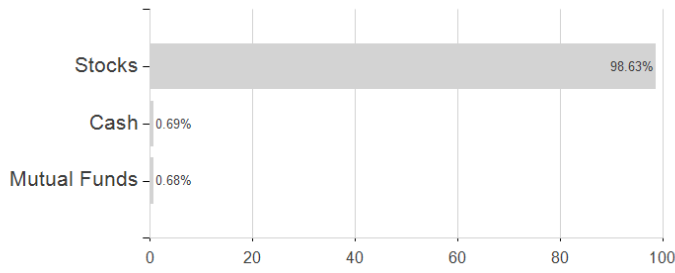
JPMorgan Funds - America Equity Fund - JPM America Equity A (acc) - HKD / LU0863150172 / A1J89M / JPMorgan

2 The Mountain-View Data Fund Rating calculates a comparative ranking for funds using yield, volatility and trend data. For more information visit [MVD Funds Rating](#)

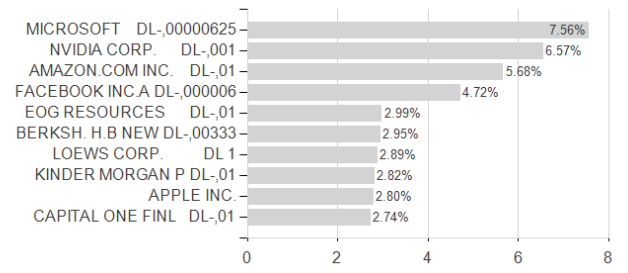
3 Displays the Ethical-Dynamical Ratio calculated according to standard criteria. The maximum value is 100. For more information visit [EDA](#)

Assessment Structure

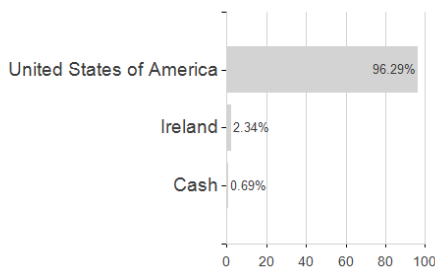
Assets



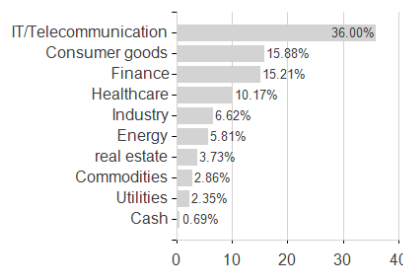
Largest positions



Countries



Branches



Currencies

