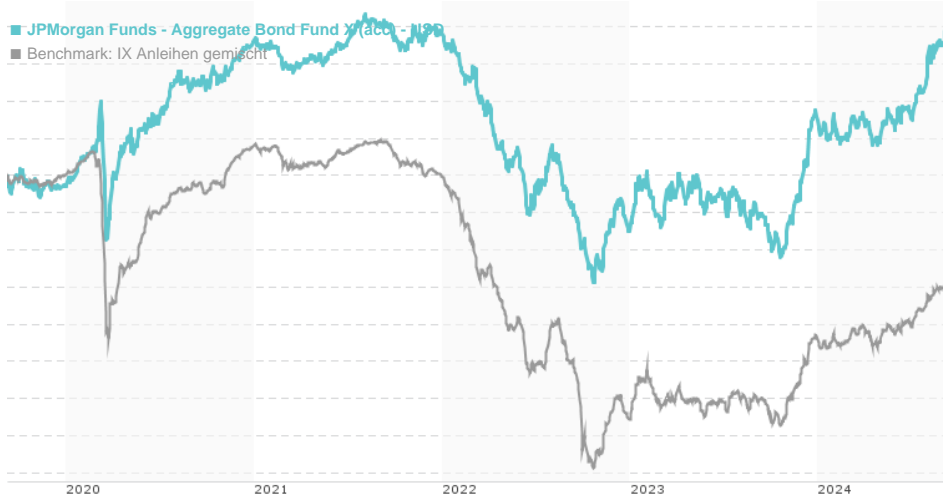


JPMorgan Funds - Aggregate Bond Fund X (acc) - USD / LU0430494020 / A0X8TM / JPMorgan AM (EU)

Last 09/06/2024 ¹	Region	Branch	Type of yield	Type
140.25 USD	Worldwide	Bonds: Mixed	reinvestment	Fixed-Income Fund



Risk key figures

SRI	1	2	3	4	5	6	7	
Mountain-View Funds Rating ²							EDA ³	73

Yearly Performance

2023	+6.36%
2022	-9.91%
2021	+0.36%
2020	+7.95%
2019	+9.50%

Master data		Conditions		Other figures	
-------------	--	------------	--	---------------	--

Fund type	Single fund	Issue surcharge	0.00%	Minimum investment	UNT 0
Category	Bonds	Planned administr. fee	0.00%	Savings plan	-
Sub category	Bonds: Mixed	Deposit fees	0.00%	UCITS / OGAW	Yes
Fund domicile	Luxembourg	Redemption charge	0.00%	Performance fee	0.00%
Tranch volume	(09/06/2024) USD 902.38 mill.	Ongoing charges	-	Redeployment fee	0.00%
Total volume	(09/06/2024) USD 4,528.27 mill.	Dividends		Investment company	
Launch date	11/19/2013	JPMorgan AM (EU) PO Box 275, 2012, Luxembourg Luxembourg https://www.jpmorganassetmanagement.de			
KEST report funds	No				
Business year start	01.07.				
Sustainability type	-				
Fund manager	Myles Bradshaw, Iain Stealey, Seamus Mac Gorain, Andreas Michalitsianos, Nicholas Wall				

Performance	1M	6M	YTD	1Y	2Y	3Y	5Y	Since start
Performance	+1.23%	+4.80%	+4.45%	+10.22%	+9.51%	-0.14%	+7.70%	+40.25%
Performance p.a.	-	-	-	+10.20%	+4.64%	-0.05%	+1.49%	+3.18%
Sharpe ratio	3.38	1.78	0.88	1.73	0.28	-0.84	-0.49	-0.08
Volatility	3.57%	3.54%	3.59%	3.91%	4.30%	4.18%	3.96%	3.16%
Worst month	-	-1.38%	-1.38%	-1.62%	-2.99%	-2.99%	-2.99%	-2.99%
Best month	-	1.80%	3.57%	3.57%	3.57%	3.57%	3.57%	3.57%
Maximum loss	-0.40%	-1.68%	-1.68%	-2.49%	-4.65%	-13.00%	-13.26%	-

Distribution permission

Austria, Germany, Switzerland, Luxembourg, Czech Republic

¹ Important note on update status: The displayed date refers exclusively to the calculation of the NAV.

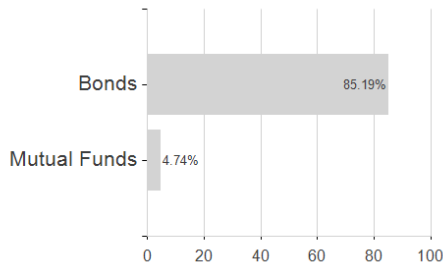
JPMorgan Funds - Aggregate Bond Fund X (acc) - USD / LU0430494020 / A0X8TM / JPMorgan AM (EU)

2 The Mountain-View Data Fund Rating calculates a comparative ranking for funds using yield, volatility and trend data. For more information visit [MVD Funds Rating](#)

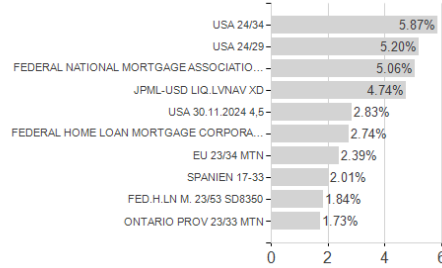
3 Displays the Ethical-Dynamical Ratio calculated according to standard criteria. The maximum value is 100. For more information visit [EDA](#)

Assessment Structure

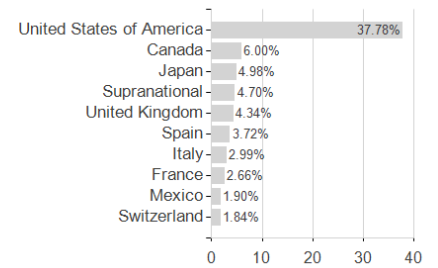
Assets



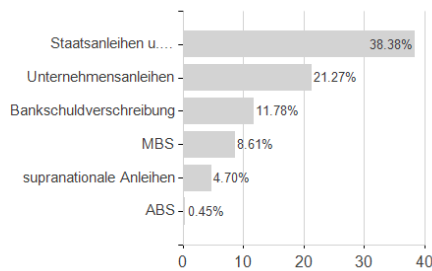
Largest positions



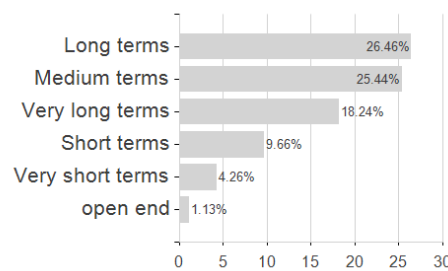
Countries



Issuer



Duration



Currencies

