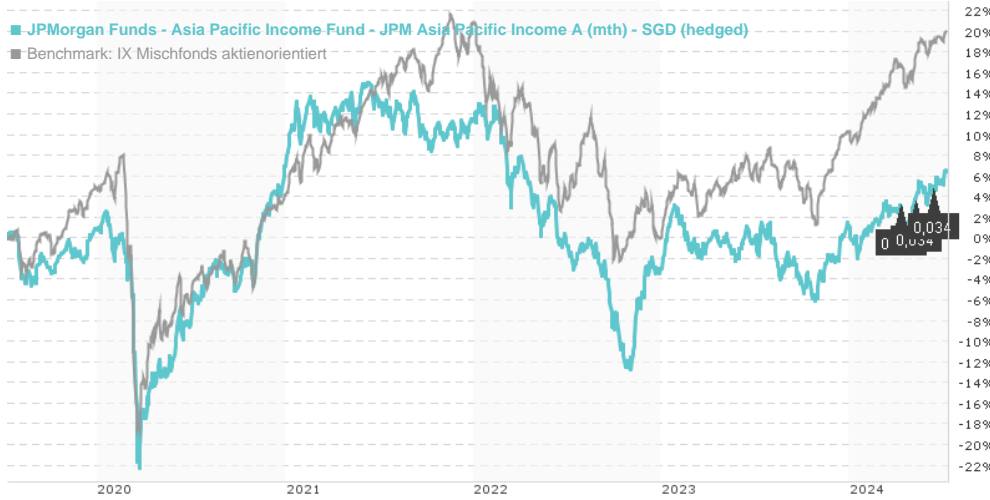


JPMorgan Funds - Asia Pacific Income Fund - JPM Asia Pacific Income A (mth) - SGD (hedged) / LU0898667661 /

Last 07/09/2024 <sup>1</sup>	Region	Branch	Type of yield	Type
10.05 SGD	Asia/Pacific	Mixed Fund/Focus Equity	paying dividend	Mixed Fund



Risk key figures

SRI	1	2	3	4	5	6	7	
Mountain-View Funds Rating <sup>2</sup>							EDA <sup>3</sup>	76

Yearly Performance

2023	+4.57%
2022	-12.98%
2021	+4.26%
2020	+6.11%
2019	+10.55%

Master data		Conditions		Other figures	
Fund type	Single fund	Issue surcharge	5.00%	Minimum investment	USD 35,000.00
Category	Mixed Fund	Planned administr. fee	0.00%	Savings plan	-
Sub category	Mixed Fund/Focus Equity	Deposit fees	0.00%	UCITS / OGAW	Yes
Fund domicile	Luxembourg	Redemption charge	0.50%	Performance fee	0.00%
Tranch volume	(07/09/2024) USD 111.96 mill.	Ongoing charges	-	Redeployment fee	0.00%
Total volume	(07/09/2024) USD 1,401.68 mill.	<b>Dividends</b>		<b>Investment company</b>	
Launch date	3/14/2013	12.06.2024	0.03 SGD	JPMorgan AM (EU)	
KESr report funds	No	08.05.2024	0.03 SGD	PO Box 275, 2012, Luxembourg	
Business year start	01.07.	09.04.2024	0.03 SGD	Luxembourg	
Sustainability type	-	08.03.2024	0.03 SGD	https://www.jpmorganassetmanagement.de	
Fund manager	Jeffrey Roskell, Julie Ho, Ruben Lienhard, Shaw Ho, Selina Yu	08.02.2024	0.03 SGD		

Performance	1M	6M	YTD	1Y	2Y	3Y	5Y	Since start
Performance	+2.17%	+6.82%	+5.00%	+8.35%	+8.77%	-4.81%	+6.80%	+34.03%
Performance p.a.	-	-	-	+8.35%	+4.30%	-1.63%	+1.32%	+2.62%
Sharpe ratio	4.70	1.61	0.95	0.66	0.08	-0.67	-0.25	-0.13
Volatility	6.09%	6.47%	6.49%	7.05%	7.80%	8.01%	9.40%	8.25%
Worst month	-	-1.08%	-1.08%	-3.67%	-7.08%	-7.08%	-13.02%	-13.02%
Best month	-	2.30%	3.21%	4.43%	9.93%	9.93%	9.93%	9.93%
Maximum loss	-0.70%	-3.42%	-3.42%	-7.45%	-12.70%	-23.55%	-24.31%	-

Distribution permission

Austria, Germany, Switzerland

1 Important note on update status: The displayed date refers exclusively to the calculation of the NAV.

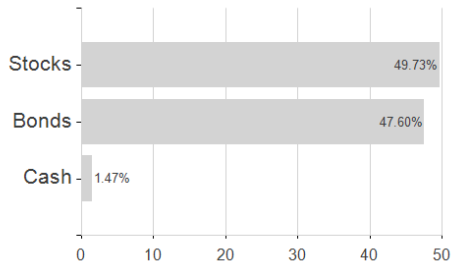
2 The Mountain-View Data Fund Rating calculates a comparative ranking for funds using yield, volatility and trend data. For more information visit [MVD Funds Rating](#)

3 Displays the Ethical-Dynamical Ratio calculated according to standard criteria. The maximum value is 100. For more information visit [EDA](#)

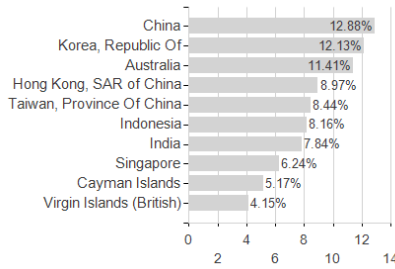
**JPMorgan Funds - Asia Pacific Income Fund - JPM Asia Pacific Income A (mth) - SGD (hedged) / LU0898667661 /**

**Assessment Structure**

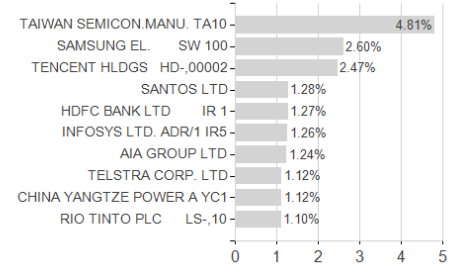
**Assets**



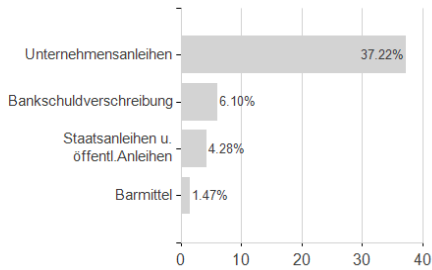
**Countries**



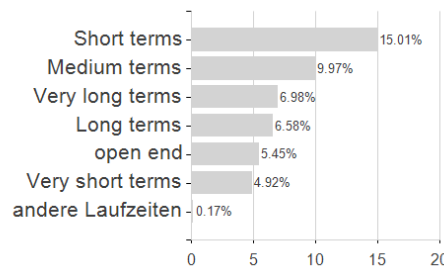
**Largest positions**



**Issuer**



**Duration**



**Currencies**

