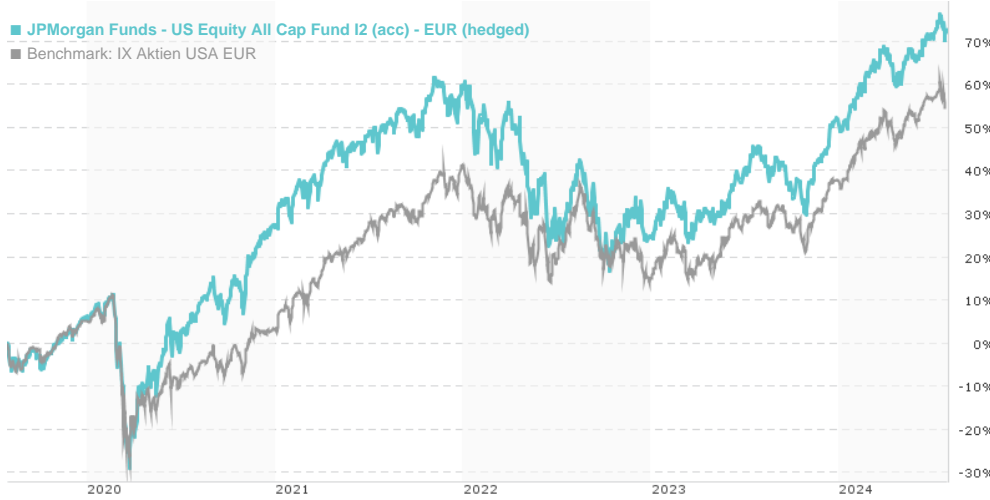


JPMorgan Funds - US Equity All Cap Fund I2 (acc) - EUR (hedged) / LU1857118894 / A2JQWW / JPMorgan AM (EU)

Last 07/29/2024 ¹	Country	Branch	Type of yield	Type
177.92 EUR	United States of America	Mixed Sectors	reinvestment	Equity Fund



Risk key figures

SRI	1	2	3	4	5	6	7
Mountain-View Funds Rating ²							EDA ³
							71

Yearly Performance

2023	+22.20%
2022	-21.66%
2021	+25.19%
2020	+20.17%
2019	+27.49%

Master data		Conditions		Other figures	
-------------	--	------------	--	---------------	--

Fund type	Single fund	Issue surcharge	0.00%	Minimum investment	USD 100,000,000.00
Category	Equity	Planned administr. fee	0.00%	Savings plan	-
Sub category	Mixed Sectors	Deposit fees	0.00%	UCITS / OGAW	Yes
Fund domicile	Luxembourg	Redemption charge	0.00%	Performance fee	0.00%
Tranch volume	(07/29/2024) USD 71.69 mill.	Ongoing charges	-	Redeployment fee	0.00%
Total volume	(07/29/2024) USD 2,026.48 mill.	Dividends		Investment company	
Launch date	7/24/2018	JPMorgan AM (EU)			
KESr report funds	No	PO Box 275, 2012, Luxembourg			
Business year start	01.07.	Luxembourg			
Sustainability type	-	https://www.jpmorganassetmanagement.de			
Fund manager	Jonathan Simon, Timothy Parton				

Performance	1M	6M	YTD	1Y	2Y	3Y	5Y	Since start
Performance	+1.06%	+11.05%	+13.49%	+18.61%	+27.29%	+14.74%	+72.34%	+77.92%
Performance p.a.	-	-	-	+18.67%	+12.81%	+4.69%	+11.49%	+10.05%
Sharpe ratio	1.04	1.69	1.85	1.26	0.57	0.06	0.39	0.33
Volatility	10.64%	11.65%	11.37%	11.91%	15.97%	17.95%	20.13%	19.36%
Worst month	-	-3.58%	-3.58%	-4.47%	-9.01%	-10.01%	-12.51%	-12.51%
Best month	-	4.55%	6.18%	9.21%	9.34%	9.34%	14.73%	14.73%
Maximum loss	-3.42%	-5.40%	-5.40%	-10.77%	-17.98%	-27.68%	-36.26%	-

Distribution permission

Austria, Germany, Switzerland, Luxembourg

¹ Important note on update status: The displayed date refers exclusively to the calculation of the NAV.

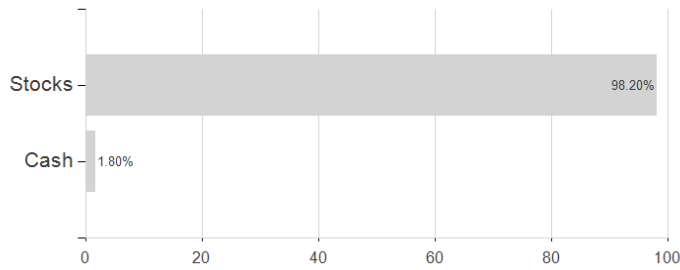
JPMorgan Funds - US Equity All Cap Fund I2 (acc) - EUR (hedged) / LU1857118894 / A2JQWW / JPMorgan AM (EU)

2 The Mountain-View Data Fund Rating calculates a comparative ranking for funds using yield, volatility and trend data. For more information visit [MVD Funds Rating](#)

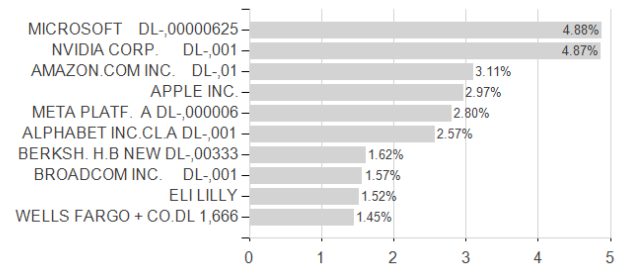
3 Displays the Ethical-Dynamical Ratio calculated according to standard criteria. The maximum value is 100. For more information visit [EDA](#)

Assessment Structure

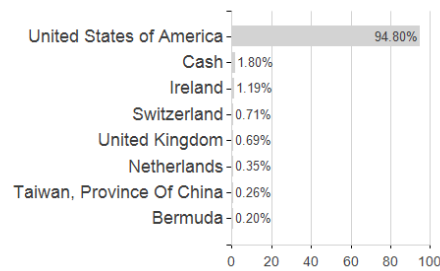
Assets



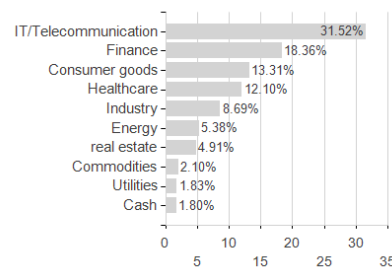
Largest positions



Countries



Branches



Currencies

