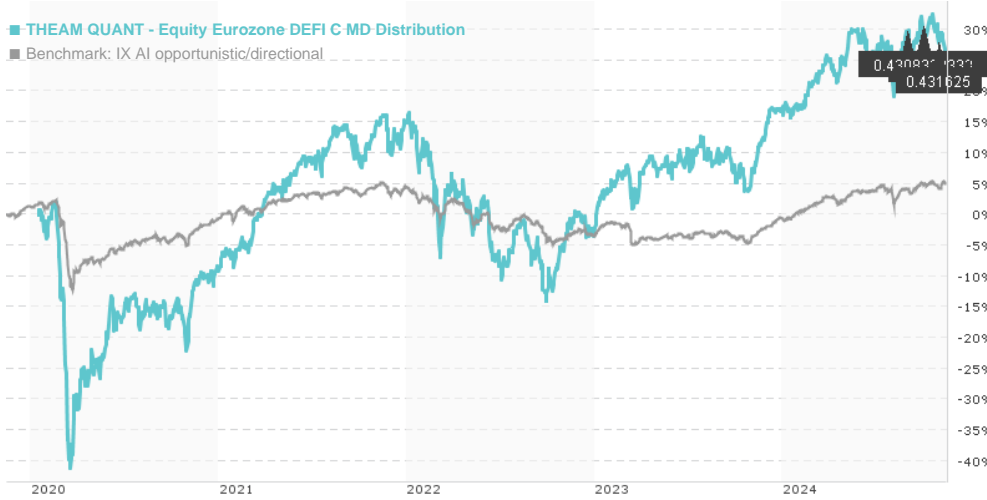


THEAM QUANT - Equity Eurozone DEFI C MD Distribution / LU2093157696 / A3ECRE / BNP PARIBAS AM Eur.

Last 11/13/2024 ¹	Region	Branch	Type of yield	Type
100.13 EUR	Euroland	AI Hedgefonds Single Strategy	paying dividend	Alternative Investm.

■ THEAM QUANT - Equity Eurozone DEFI C MD Distribution
■ Benchmark: IX AI opportunistic/directional



Risk key figures

SRI	1	2	3	4	5	6	7
-----	---	---	---	---	---	---	---

Mountain-View Funds Rating² EDA³

- -

Yearly Performance

2023	+21.07%
2022	-16.00%
2021	+26.52%
2020	-9.15%

Master data		Conditions		Other figures	
Fund type	Single fund	Issue surcharge	3.00%	Minimum investment	UNT 0
Category	Alternative Investments	Planned administr. fee	0.00%	Savings plan	-
Sub category	AI Hedgefonds Single Strategy	Deposit fees	0.00%	UCITS / OGAW	Yes
Fund domicile	Luxembourg	Redemption charge	0.00%	Performance fee	0.00%
Tranch volume	(11/13/2024) EUR 0.013 mill.	Ongoing charges	-	Redeployment fee	0.00%
Total volume	(11/13/2024) EUR 8.95 mill.	Dividends		Investment company	
Launch date	1/15/2020	31.10.2024	0.43 EUR	BNP PARIBAS AM Eur.	
KESt report funds	No	30.09.2024	0.43 EUR	14 rue Bergère, 75009, Paris	
Business year start	01.01.	30.08.2024	0.42 EUR	France	
Sustainability type	-	31.07.2024	0.42 EUR	https://www.bnpparibas-am.com	
Fund manager	Fabrice Ricci	28.06.2024	0.43 EUR		

Performance	1M	6M	YTD	1Y	2Y	3Y	5Y	Since start
Performance	-3.92%	-2.11%	+8.51%	+16.15%	+28.20%	+9.22%	-	+26.85%
Performance p.a.	-	-	-	+16.10%	+13.22%	+2.99%	-	+5.05%
Sharpe ratio	-3.96	-0.56	0.60	1.18	0.86	0.00	-	0.10
Volatility	10.50%	12.80%	11.51%	11.07%	11.88%	15.53%	0.00%	19.31%
Worst month	-	-3.47%	-3.47%	-3.47%	-3.76%	-9.86%	-18.36%	-18.36%
Best month	-	3.18%	3.77%	8.77%	8.77%	8.91%	15.42%	15.42%
Maximum loss	-4.30%	-8.51%	-8.51%	-8.51%	-8.51%	-26.16%	0.00%	-

Distribution permission

Germany, Czech Republic

¹ Important note on update status: The displayed date refers exclusively to the calculation of the NAV.

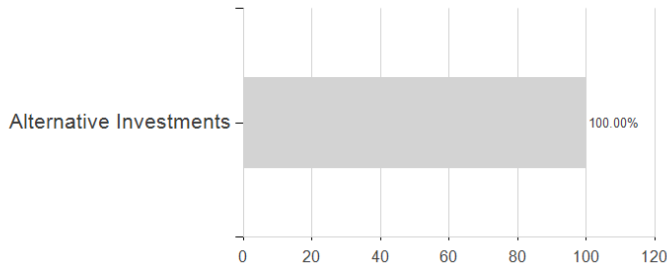
² The Mountain-View Data Fund Rating calculates a comparative ranking for funds using yield, volatility and trend data. For more information visit [MVD Funds Rating](#)

³ Displays the Ethical-Dynamical Ratio calculated according to standard criteria. The maximum value is 100. For more information visit [EDA](#)

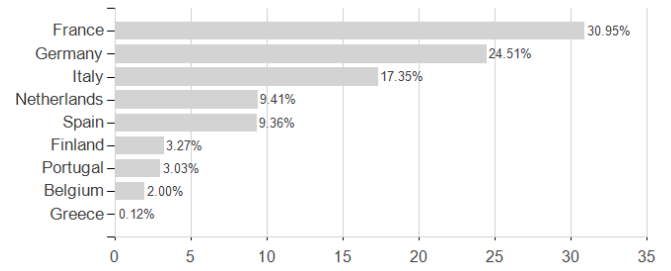
THEAM QUANT - Equity Eurozone DEFI C MD Distribution / LU2093157696 / A3ECRE / BNP PARIBAS AM Eur.

Assessment Structure

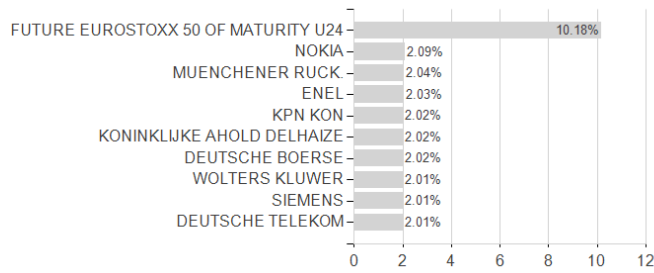
Assets



Countries



Largest positions



Branches

