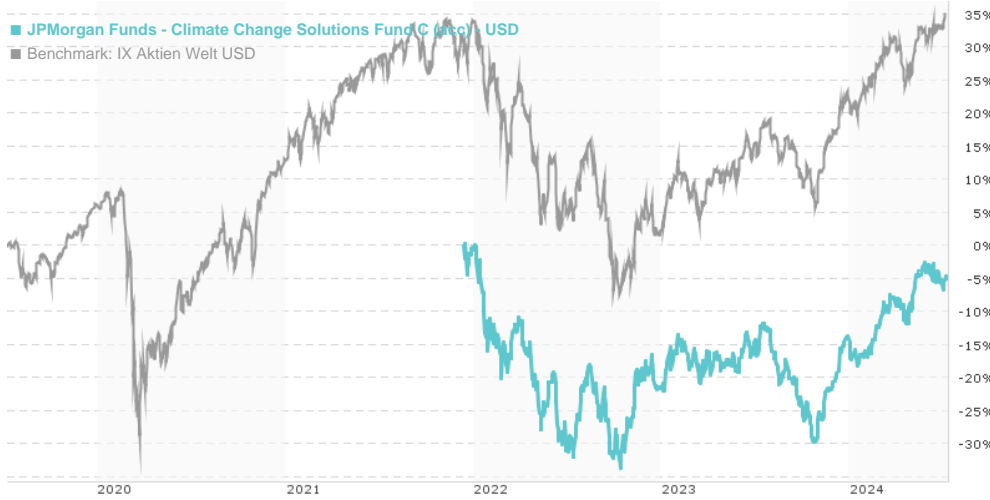


JPMorgan Funds - Climate Change Solutions Fund C (acc) - USD / LU2394011717 / A3C7UL / JPMorgan AM (EU)

Last 07/09/2024 ¹	Region	Branch	Type of yield	Type
95.06 USD	Worldwide	Mixed Sectors	reinvestment	Equity Fund



Risk key figures

SRI: 1 2 3 4 5 6 7

Mountain-View Funds Rating²: EDA³

▲ ▲ ▲ ▲ ▲ ▲ 89

Yearly Performance

2023	+10.11%
2022	-21.31%

Master data		Conditions		Other figures	
Fund type	Single fund	Issue surcharge	0.00%	Minimum investment	USD 10,000,000.00
Category	Equity	Planned administr. fee	0.00%	Savings plan	-
Sub category	Mixed Sectors	Deposit fees	0.00%	UCITS / OGAW	Yes
Fund domicile	Luxembourg	Redemption charge	0.00%	Performance fee	0.00%
Tranch volume	(07/09/2024) USD 37.50 mill.	Ongoing charges	-	Redeployment fee	0.00%
Total volume	(07/09/2024) USD 303.62 mill.	Dividends		Investment company	
Launch date	12/14/2021			JPMorgan AM (EU)	
KESt report funds	Yes			PO Box 275, 2012, Luxembourg	
Business year start	01.07.			Luxembourg	
Sustainability type	Climate			https://www.jpmorganassetmanagement.de	
Fund manager	Francesco C., Yazann R., Sara B.				

Performance	1M	6M	YTD	1Y	2Y	3Y	5Y	Since start
Performance	-0.35%	+14.02%	+10.05%	+12.76%	+34.40%	-	-	-4.94%
Performance p.a.	-	-	-	+12.76%	+15.95%	-	-	-1.95%
Sharpe ratio	-0.50	1.89	1.16	0.60	0.66	-	-	-0.27
Volatility	16.00%	13.99%	14.29%	15.20%	18.64%	0.00%	0.00%	21.04%
Worst month	-	-2.43%	-2.43%	-7.78%	-10.00%	-13.12%	0.00%	-13.12%
Best month	-	5.73%	9.36%	10.93%	13.38%	13.38%	0.00%	13.38%
Maximum loss	-4.11%	-4.55%	-4.55%	-20.34%	-20.34%	0.00%	0.00%	-

Distribution permission
Austria, Germany, Switzerland

¹ Important note on update status: The displayed date refers exclusively to the calculation of the NAV.
² The Mountain-View Data Fund Rating calculates a comparative ranking for funds using yield, volatility and trend data. For more information visit [MVD Funds Rating](#)

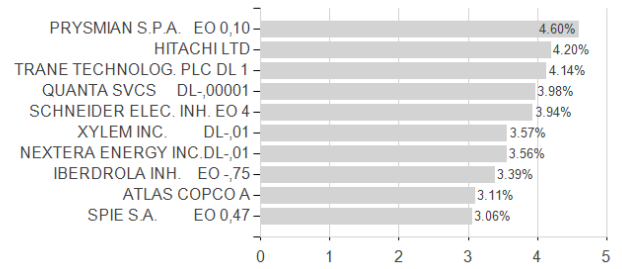
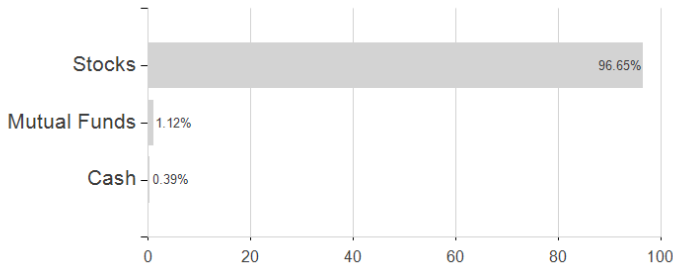
JPMorgan Funds - Climate Change Solutions Fund C (acc) - USD / LU2394011717 / A3C7UL / JPMorgan AM (EU)

3 Displays the Ethical-Dynamical Ratio calculated according to standard criteria. The maximum value is 100. For more information visit [EDA](#)

Assessment Structure

Assets

Largest positions



Countries

Branches

Currencies

