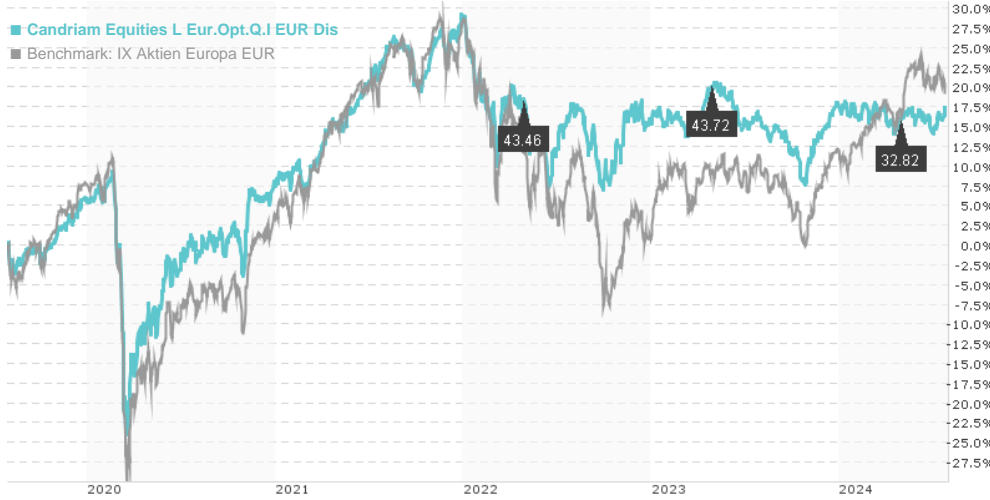


Candriam Equities L Eur.Opt.Q.I EUR Dis / LU1269737729 / A3C0ER / Candriam

Last 07/26/2024 <sup>1</sup>	Region	Branch	Type of yield	Type
1582.02 EUR	Europe	Mixed Sectors	paying dividend	Equity Fund



Risk key figures

SRI	1	2	3	4	5	6	7
-----	---	---	---	---	---	---	---

Mountain-View Funds Rating <sup>2</sup>	EDA <sup>3</sup>
▲▲▲▲▲	74

Yearly Performance

2023	+2.43%
2022	-10.51%
2021	+19.97%
2020	+1.87%
2016	-1.56%

Master data		Conditions		Other figures	
Fund type	Single fund	Issue surcharge	0.00%	Minimum investment	UNT 0
Category	Equity	Planned administr. fee	0.00%	Savings plan	-
Sub category	Mixed Sectors	Deposit fees	0.00%	UCITS / OGAW	Yes
Fund domicile	Luxembourg	Redemption charge	0.00%	Performance fee	20.00%
Tranch volume	(07/26/2024) EUR 0.109 mill.	Ongoing charges	-	Redeployment fee	0.00%
Total volume	(07/26/2024) EUR 426.03 mill.	Dividends		Investment company	
Launch date	12/23/2015	29.04.2024	32.82 EUR	Candriam	
KESt report funds	No	28.04.2023	43.72 EUR	19-21 route d'Arlon, 8009, Strassen	
Business year start	01.01.	28.04.2022	43.46 EUR	Luxembourg	
Sustainability type	-	28.04.2021	32.79 EUR	www.candriam.com	
Fund manager	Christian Solé, Geoffroy Goenen	24.04.2020	36.12 EUR		

Performance	1M	6M	YTD	1Y	2Y	3Y	5Y	Since start
Performance	+1.61%	-0.33%	-0.58%	+0.74%	+0.79%	-4.11%	+16.28%	+18.83%
Performance p.a.	-	-	-	+0.74%	+0.39%	-1.39%	+3.06%	+2.03%
Sharpe ratio	2.63	-0.65	-0.71	-0.43	-0.40	-0.53	-0.05	-0.14
Volatility	6.77%	6.69%	6.61%	6.77%	8.18%	9.52%	13.17%	11.65%
Worst month	-	-1.87%	-1.87%	-3.20%	-4.41%	-6.27%	-11.76%	-11.76%
Best month	-	2.54%	3.39%	4.96%	6.00%	6.00%	9.84%	9.84%
Maximum loss	-1.33%	-3.35%	-3.50%	-7.91%	-10.74%	-17.19%	-30.41%	-

Distribution permission

Austria, Germany, Switzerland, Luxembourg

<sup>1</sup> Important note on update status: The displayed date refers exclusively to the calculation of the NAV.

<sup>2</sup> The Mountain-View Data Fund Rating calculates a comparative ranking for funds using yield, volatility and trend data. For more information visit [MVD Funds Rating](#)

<sup>3</sup> Displays the Ethical-Dynamical Ratio calculated according to standard criteria. The maximum value is 100. For more information visit [EDA](#)

**Candriam Equities L Eur.Opt.Q.I EUR Dis / LU1269737729 / A3C0ER / Candriam**

**Investment strategy**

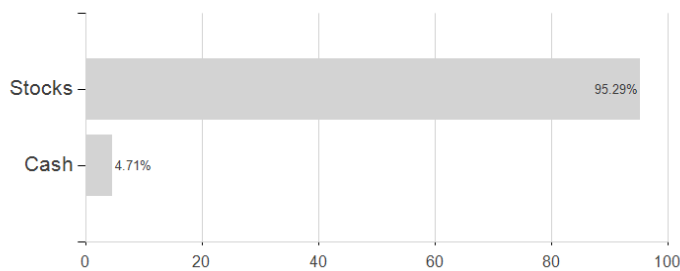
The portfolio management combines a quantitative and discretionary approach and is also based on Candriam's internal analysis of environmental, social and governance (ESG) criteria. The quantitative approach consists in optimising the portfolio to minimise volatility in respect of the benchmark, using options in particular. The discretionary approach is based on a fundamental analysis aiming to select the best companies according to five criteria: quality of management, growth potential, competitive advantage, value creation and indebtedness. The management team will give preference to securities of companies offering a stable increase in profits. The fund promotes, among other characteristics, environmental and/or social characteristics but does not have sustainable investment as its objective.

**Investment goal**

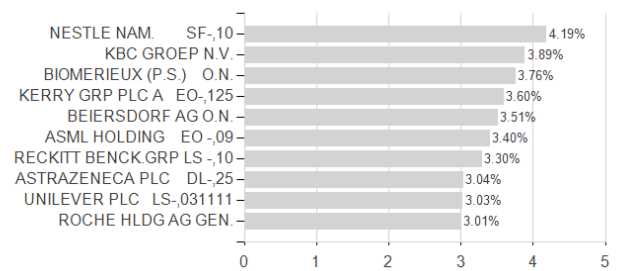
The fund seeks to achieve capital growth by investing in the principal assets traded and to reduce volatility and to partially hedge the risk of a fall compared to the benchmark.

**Assessment Structure**

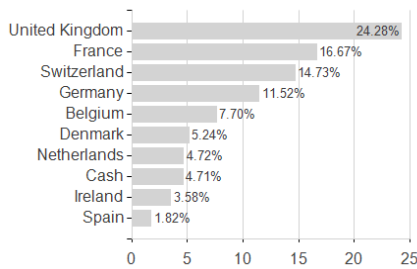
**Assets**



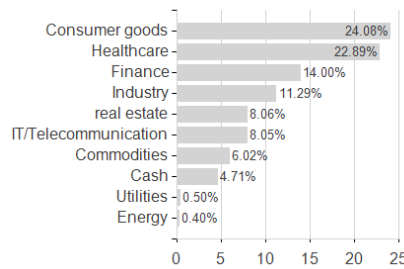
**Largest positions**



**Countries**



**Branches**



**Currencies**

