

JSS Sust.Bd.-Em.Mkt.Local Currency P / LU1835934396 / A2PMR1 / J.S.Sarasin Fd.M. LU

Last 07/23/2024 ¹	Region	Branch	Type of yield	Type
70.19 USD	Emerging Markets	Bonds: Mixed	paying dividend	Fixed-Income Fund



Risk key figures

SRI	1	2	3	4	5	6	7
Mountain-View Funds Rating ²	EDA ³						73

Yearly Performance

2023	+3.37%
2022	-12.91%
2021	-12.55%
2020	-0.59%

Master data		Conditions		Other figures	
Fund type	Single fund	Issue surcharge	3.00%	Minimum investment	UNT 0
Category	Bonds	Planned administr. fee	0.00%	Savings plan	-
Sub category	Bonds: Mixed	Deposit fees	0.10%	UCITS / OGAW	Yes
Fund domicile	Luxembourg	Redemption charge	0.00%	Performance fee	0.00%
Tranch volume	(07/23/2024) USD 1.61 mill.	Ongoing charges	-	Redeployment fee	0.00%
Total volume	(06/28/2024) USD 12.85 mill.	Dividends		Investment company	
Launch date	6/19/2019	19.03.2024	1.53 USD	J.S.Sarasin Fd.M. LU	
KESt report funds	Yes	05.10.2023	1.91 USD	17-21, Boulevard Joseph II, 1840, Luxembourg	
Business year start	01.07.	31.03.2023	1.69 USD	Luxembourg	
Sustainability type	Ethics/ecology	06.10.2022	2.18 USD	http://www.jsafrasarasin.lu/internet/lu/	
Fund manager	Gabriel Cedismondi	08.04.2022	2.04 USD		

Performance	1M	6M	YTD	1Y	2Y	3Y	5Y	Since start
Performance	+1.70%	+0.61%	-1.77%	-8.25%	+8.37%	-18.70%	-21.16%	-18.61%
Performance p.a.	-	-	-	-8.25%	+4.11%	-6.66%	-4.64%	-3.96%
Sharpe ratio	3.19	-0.34	-0.93	-1.16	0.04	-0.99	-0.79	-0.73
Volatility	6.22%	7.36%	7.42%	10.37%	10.30%	10.52%	10.56%	10.52%
Worst month	-	-3.18%	-3.18%	-6.39%	-6.39%	-6.58%	-12.59%	-12.59%
Best month	-	2.38%	2.38%	6.98%	6.98%	6.98%	6.98%	6.98%
Maximum loss	-1.13%	-5.78%	-5.78%	-14.91%	-15.16%	-28.28%	-31.38%	-

Distribution permission

Austria, Germany, Switzerland

1 Important note on update status: The displayed date refers exclusively to the calculation of the NAV.

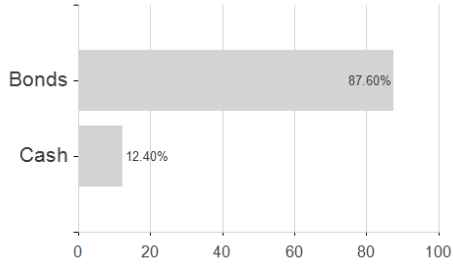
2 The Mountain-View Data Fund Rating calculates a comparative ranking for funds using yield, volatility and trend data. For more information visit [MVD Funds Rating](#)

3 Displays the Ethical-Dynamical Ratio calculated according to standard criteria. The maximum value is 100. For more information visit [EDA](#)

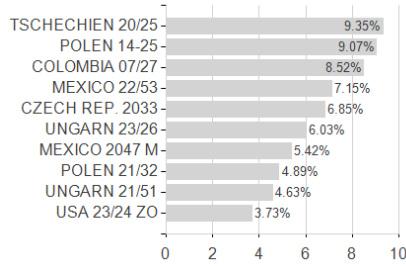
JSS Sust.Bd.-Em.Mkt.Local Currency P / LU1835934396 / A2PMR1 / J.S.Sarasin Fd.M. LU

Assessment Structure

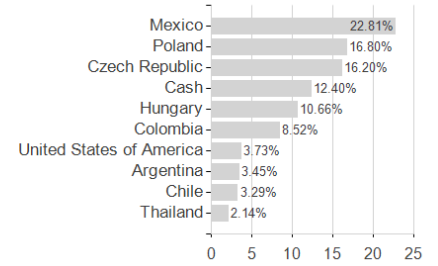
Assets



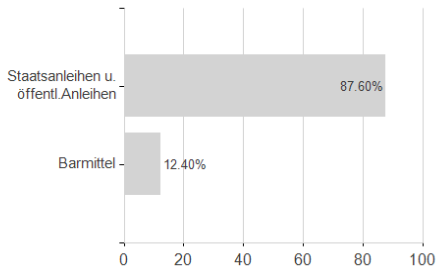
Largest positions



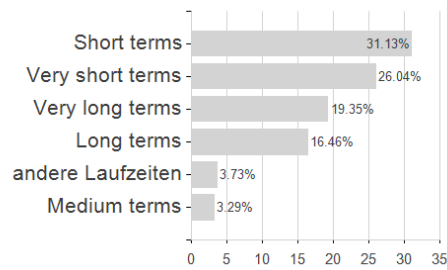
Countries



Issuer



Duration



Currencies

