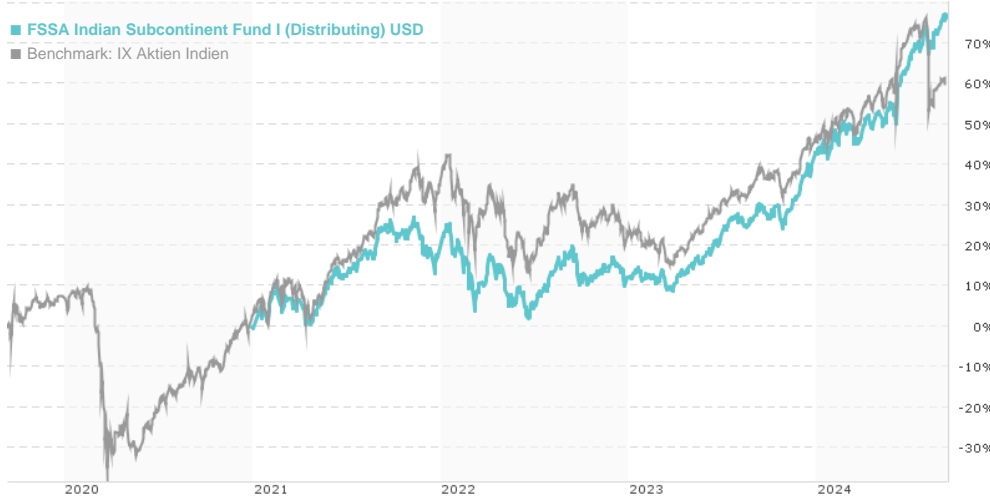


FSSA Indian Subcontinent Fund I (Distributing) USD / IE00B0FGLM12 / A1C7V7 / First Sentier (IE)

Last 09/10/2024 ¹	Country	Branch	Type of yield	Type
200.75 USD	India	Mixed Sectors	paying dividend	Equity Fund



Risk key figures

SRI	1	2	3	4	5	6	7	
Mountain-View Funds Rating ²							EDA ³	63

Yearly Performance

2023	+27.31%
2022	-7.23%
2021	+21.35%

Master data		Conditions		Other figures	
Fund type	Single fund	Issue surcharge	5.00%	Minimum investment	USD 1,000.00
Category	Equity	Planned administr. fee	0.00%	Savings plan	-
Sub category	Mixed Sectors	Deposit fees	0.45%	UCITS / OGAW	Yes
Fund domicile	Ireland	Redemption charge	0.00%	Performance fee	0.00%
Tranch volume	(09/10/2024) USD 0.218 mill.	Ongoing charges	-	Redeployment fee	0.00%
Total volume	(09/10/2024) USD 609.77 mill.	Dividends		Investment company	
Launch date	10/12/2005			First Sentier (IE)	
KESt report funds	Yes			21 Charlemont Place, D02 WV10, Dublin	
Business year start	01.01.			Ireland	
Sustainability type	-			https://www.firstsentierinvestors.com/	
Fund manager	Vinay Agarwal, Sreevardhan Agarwal				

Performance	1M	6M	YTD	1Y	2Y	3Y	5Y	Since start
Performance	+3.81%	+19.00%	+23.85%	+35.83%	+48.47%	+42.88%	-	+77.12%
Performance p.a.	-	-	-	+35.83%	+21.88%	+12.65%	-	+16.71%
Sharpe ratio	6.02	3.05	2.59	2.67	1.62	0.66	-	0.94
Volatility	9.39%	12.48%	12.67%	12.16%	11.38%	13.89%	0.00%	14.09%
Worst month	-	-0.81%	-0.81%	-1.15%	-4.70%	-5.69%	0.00%	-5.69%
Best month	-	8.11%	8.11%	8.11%	8.11%	8.11%	0.00%	8.45%
Maximum loss	-0.98%	-4.17%	-4.17%	-4.60%	-9.15%	-19.83%	0.00%	-

Distribution permission

Austria, Germany

¹ Important note on update status: The displayed date refers exclusively to the calculation of the NAV.

² The Mountain-View Data Fund Rating calculates a comparative ranking for funds using yield, volatility and trend data. For more information visit [MVD Funds Rating](#)

³ Displays the Ethical-Dynamical Ratio calculated according to standard criteria. The maximum value is 100. For more information visit [EDA](#)

DISCLAIMER: The information on this page are for informational purposes only and should neither an offer to sell nor a solicitation for the purchase of the security or recommendation in favor of the security to be understood. baha GmbH assumes no liability despite thorough searches for the accuracy of the data.

Funds data from: www.mountain-view.com. Fact Sheet created by: www.baha.com

FSSA Indian Subcontinent Fund I (Distributing) USD / IE00B0FGLM12 / A1C7V7 / First Sentier (IE)

Investment strategy

The Fund's performance is compared against the value of the MSCI India Index. The Fund is actively managed meaning that the Investment Manager uses expertise to pick investments rather than tracking a benchmark. A majority of the Fund's assets could be components of the benchmark. Investment of the Fund's assets is not constrained by the benchmark composition and the Investment Manager has discretion within the Fund's investment policy to invest in assets without regard to the benchmark.

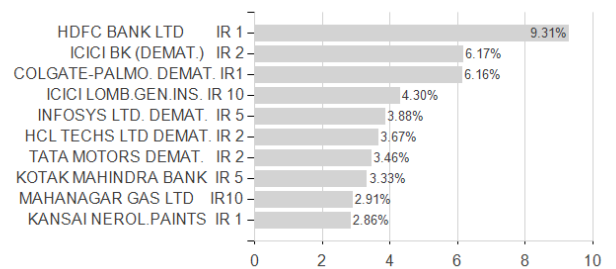
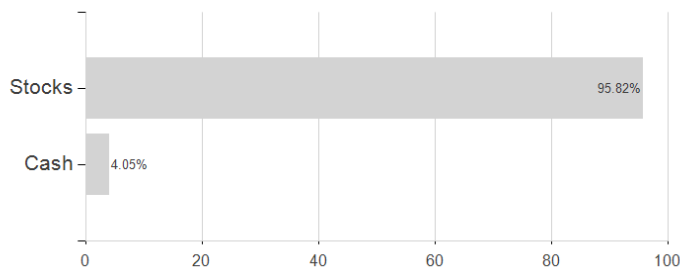
Investment goal

The Fund aims to grow your investment. The Fund invests at least 70% of its assets in shares of companies based in India, Pakistan, Sri Lanka or Bangladesh and that are listed on exchanges in these countries. Where companies are closely associated with India, Pakistan, Sri Lanka or Bangladesh they may be listed on exchanges worldwide. The Fund may invest up to 100% of its assets in emerging markets of the Indian subcontinent, in companies of any size or industry. Emerging markets are countries that are progressing toward becoming advanced, usually shown by some development in financial markets, the existence of some form of stock exchange and a regulatory body.

Assessment Structure

Assets

Largest positions



Countries

Branches

Currencies

