

**BANTLEON Equities North America ESG Leaders 1 / DE000A1JJJD3 / A1JJJD / BANTLEON Invest AG**

Last 07/19/2024 <sup>1</sup>	Country	Branch	Type of yield	Type
519.45 EUR	United States of America	Mixed Sectors	paying dividend	Equity Fund



**Risk key figures**

SRI: 1 2 3 4 **5** 6 7

Mountain-View Funds Rating<sup>2</sup>: **EDA<sup>3</sup>**

▲ ▲ ▲ ▲ ▲ ▲

**Yearly Performance**

2023	+22.47%
2022	-15.61%
2021	+42.80%

Master data		Conditions		Other figures	
Fund type	Single fund	Issue surcharge	5.00%	Minimum investment	EUR 0.01
Category	Equity	Planned administr. fee	0.00%	Savings plan	-
Sub category	Mixed Sectors	Deposit fees	0.20%	UCITS / OGAW	Yes
Fund domicile	Germany	Redemption charge	0.00%	Performance fee	0.00%
Tranch volume	(07/19/2024) EUR 72.68 mill.	Ongoing charges	-	Redeployment fee	0.00%
Total volume	(06/30/2023) EUR 57.44 mill.	Dividends		Investment company	
Launch date	11/30/2011	25.09.2023	3.96 EUR	BANTLEON Invest AG	
KESt report funds	No	28.09.2022	3.46 EUR	An der Börse 7, 30159, Hannover	
Business year start	01.09.	28.09.2021	3.21 EUR	Germany	
Sustainability type	Ethics/ecology	https://www.bantleon.com/			
Fund manager	-				

Performance	1M	6M	YTD	1Y	2Y	3Y	5Y	Since start
Performance	-0.63%	+14.76%	+17.75%	+26.75%	+38.10%	+41.64%	-	+85.14%
Performance p.a.	-	-	-	+26.67%	+17.49%	+12.29%	-	+17.68%
Sharpe ratio	-0.97	2.38	2.71	1.94	0.89	0.51	-	0.85
Volatility	11.34%	11.82%	11.52%	11.90%	15.61%	17.04%	0.00%	16.49%
Worst month	-	-1.90%	-1.90%	-4.88%	-6.35%	-6.75%	0.00%	-6.75%
Best month	-	6.16%	6.16%	7.84%	9.45%	9.45%	0.00%	9.45%
Maximum loss	-2.65%	-5.18%	-5.18%	-8.78%	-15.53%	-17.89%	0.00%	-

**Distribution permission**

Germany

<sup>1</sup> Important note on update status: The displayed date refers exclusively to the calculation of the NAV.

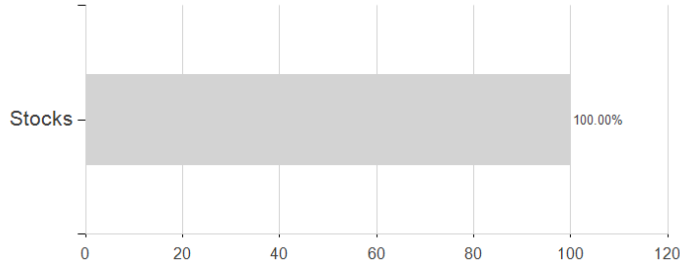
<sup>2</sup> The Mountain-View Data Fund Rating calculates a comparative ranking for funds using yield, volatility and trend data. For more information visit [MVD Funds Rating](#)

<sup>3</sup> Displays the Ethical-Dynamical Ratio calculated according to standard criteria. The maximum value is 100. For more information visit [EDA](#)

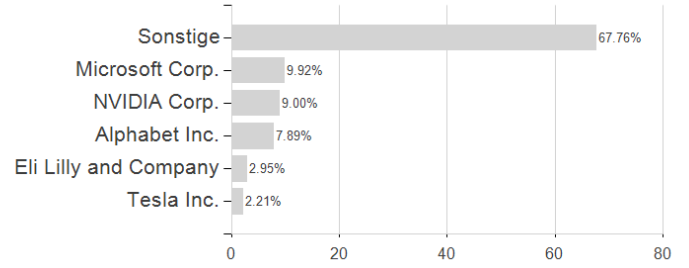
**BANTLEON Equities North America ESG Leaders 1 / DE000A1JJJD3 / A1JJJD / BANTLEON Invest AG**

Assessment Structure

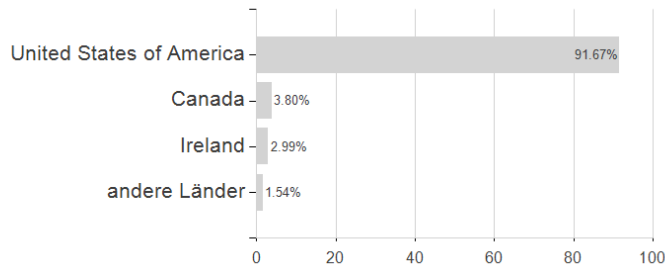
Assets



Largest positions



Countries



Branches

