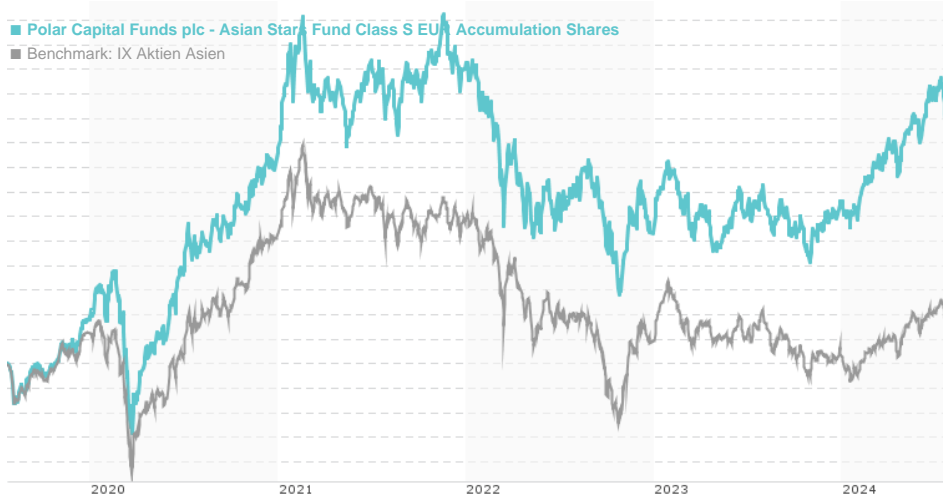


Polar Capital Funds plc - Asian Stars Fund Class S EUR Accumulation Shares / IE00BG43QK81 / A2JPE4 / Polar

Last 07/22/2024 ¹	Region	Branch	Type of yield	Type
15.50 EUR	Asia	Mixed Sectors	reinvestment	Equity Fund



Risk key figures

SRI	1	2	3	4	5	6	7
Mountain-View Funds Rating ²	EDA ³						
	▲▲▲▲▲▲▲						

Yearly Performance

2023	+5.03%
2022	-21.44%
2021	+12.01%
2020	+31.95%
2019	+29.14%

Master data		Conditions		Other figures	
Fund type	Single fund	Issue surcharge	5.00%	Minimum investment	USD 5,000,000.00
Category	Equity	Planned administr. fee	0.00%	Savings plan	-
Sub category	Mixed Sectors	Deposit fees	0.00%	UCITS / OGAW	Yes
Fund domicile	Ireland	Redemption charge	0.00%	Performance fee	10.00%
Tranch volume	(07/22/2024) EUR 364.52 mill.	Ongoing charges	-	Redeployment fee	0.00%
Total volume	-	Dividends		Investment company	
Launch date	12/31/2018	Polar Capital			
KESt report funds	Yes	16 Palace Street, SW1E 5JD, London			
Business year start	01.01.	United Kingdom			
Sustainability type	-	https://www.polarcapital.co.uk			
Fund manager	Jorry Nøddekær, Peter Andersen				

Performance	1M	6M	YTD	1Y	2Y	3Y	5Y	Since start
Performance	-2.64%	+14.81%	+12.48%	+13.97%	+10.95%	-6.46%	+51.81%	+77.14%
Performance p.a.	-	-	-	+14.01%	+5.33%	-2.20%	+8.70%	+10.83%
Sharpe ratio	-2.39	2.05	1.45	0.73	0.10	-0.32	0.26	0.38
Volatility	13.87%	13.76%	13.77%	14.15%	16.53%	18.53%	19.11%	18.59%
Worst month	-	-3.61%	-3.61%	-5.23%	-11.13%	-11.13%	-13.43%	-13.43%
Best month	-	6.99%	6.99%	8.40%	17.31%	17.31%	17.31%	17.31%
Maximum loss	-5.37%	-5.37%	-5.37%	-11.54%	-19.30%	-33.24%	-33.24%	-

Distribution permission

Austria, Germany, Switzerland

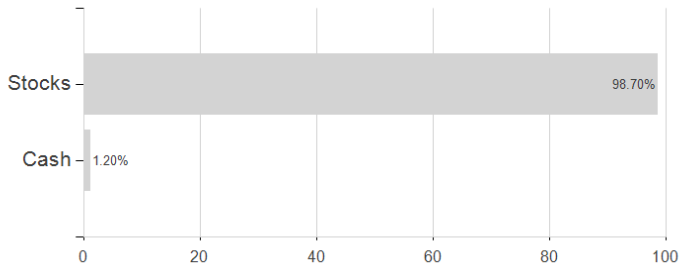
¹ Important note on update status: The displayed date refers exclusively to the calculation of the NAV.
² The Mountain-View Data Fund Rating calculates a comparative ranking for funds using yield, volatility and trend data. For more information visit [MVD Funds Rating](#)

Polar Capital Funds plc - Asian Stars Fund Class S EUR Accumulation Shares / IE00BG43QK81 / A2JPE4 / Polar

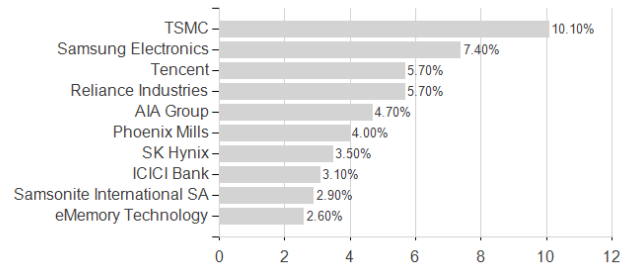
3 Displays the Ethical-Dynamical Ratio calculated according to standard criteria. The maximum value is 100. For more information visit [EDA](#)

Assessment Structure

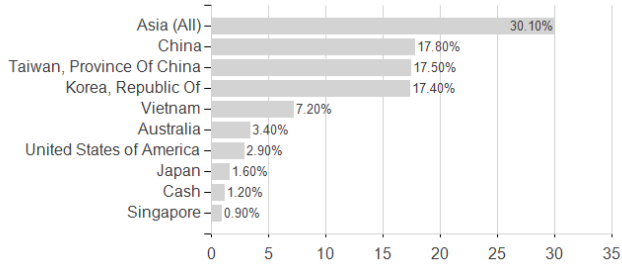
Assets



Largest positions



Countries



Branches

