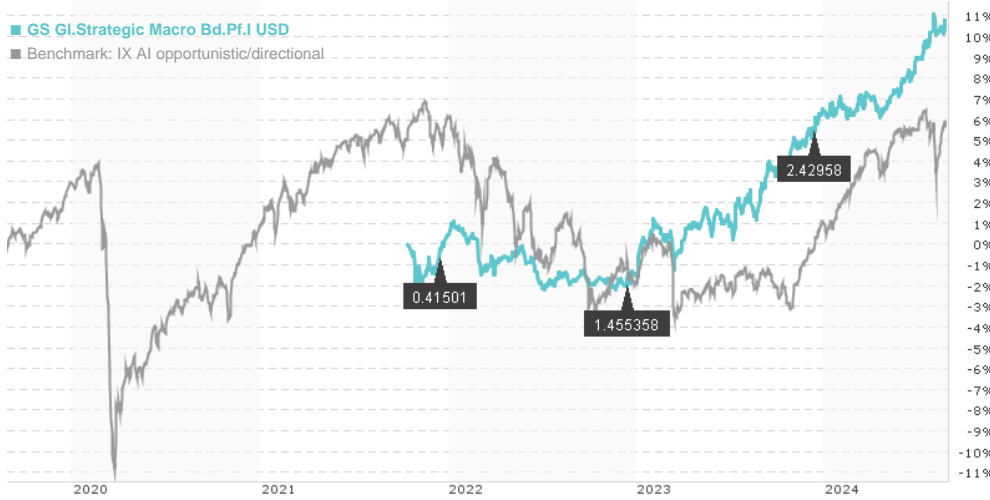


GS GI.Strategic Macro Bd.Pf.I USD / LU2393000901 / A3C4JA / Goldman Sachs AM BV

| | | | | |
|------------------------------|-----------|-------------------------------|-----------------|----------------------|
| Last 08/23/2024 ¹ | Region | Branch | Type of yield | Type |
| 106.20 USD | Worldwide | AI Hedgefonds Single Strategy | paying dividend | Alternative Investm. |



Risk key figures

| | | | | | | | |
|---|------------------|---|---|---|---|---|---|
| SRI | 1 | 2 | 3 | 4 | 5 | 6 | 7 |
| Mountain-View Funds Rating ² | EDA ³ | | | | | | |
| | - | | | | | | |

Yearly Performance

| | |
|------|--------|
| 2023 | +8.10% |
| 2022 | -1.93% |

| Master data | | Conditions | | Other figures | |
|---------------------|-------------------------------|------------------------|----------|---------------------------------|------------------|
| Fund type | Single fund | Issue surcharge | 0.00% | Minimum investment | USD 1,000,000.00 |
| Category | Alternative Investments | Planned administr. fee | 0.00% | Savings plan | - |
| Sub category | AI Hedgefonds Single Strategy | Deposit fees | 0.00% | UCITS / OGAW | Yes |
| Fund domicile | Luxembourg | Redemption charge | 0.00% | Performance fee | 15.00% |
| Tranch volume | (08/23/2024) USD 0.012 mill. | Ongoing charges | - | Redeployment fee | 0.00% |
| Total volume | (08/23/2024) USD 169.55 mill. | Dividends | | Investment company | |
| Launch date | 10/13/2021 | 11.12.2023 | 2.43 USD | Goldman Sachs AM BV | |
| KESt report funds | Yes | 12.12.2022 | 1.46 USD | Schenkade 65, 2509, LL Den Haag | |
| Business year start | 01.12. | 13.12.2021 | 0.42 USD | Netherlands | |
| Sustainability type | - | | | www.gsam.com | |
| Fund manager | - | | | | |

| Performance | 1M | 6M | YTD | 1Y | 2Y | 3Y | 5Y | Since start |
|------------------|--------|--------|--------|--------|---------|--------|-------|-------------|
| Performance | +0.96% | +4.34% | +4.07% | +9.07% | +12.99% | - | - | +10.86% |
| Performance p.a. | - | - | - | +9.04% | +6.29% | - | - | +3.67% |
| Sharpe ratio | 2.39 | 2.06 | 1.06 | 1.91 | 0.93 | - | - | 0.04 |
| Volatility | 3.50% | 2.60% | 2.72% | 2.89% | 2.97% | 0.00% | 0.00% | 3.02% |
| Worst month | - | -0.66% | -0.66% | -0.66% | -0.66% | -1.66% | 0.00% | -1.66% |
| Best month | - | 1.47% | 1.47% | 1.47% | 2.15% | 2.15% | 0.00% | 2.15% |
| Maximum loss | -0.87% | -1.13% | -1.13% | -1.13% | -2.46% | 0.00% | 0.00% | - |

Distribution permission

Austria, Germany, Switzerland

1 Important note on update status: The displayed date refers exclusively to the calculation of the NAV.

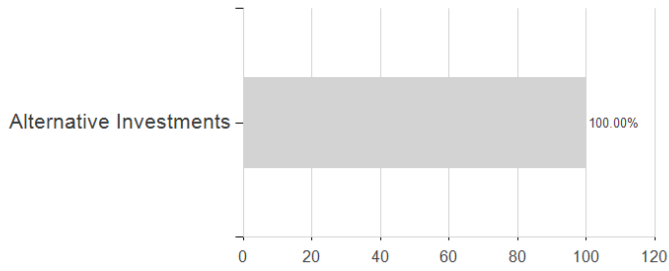
2 The Mountain-View Data Fund Rating calculates a comparative ranking for funds using yield, volatility and trend data. For more information visit [MVD Funds Rating](#)

3 Displays the Ethical-Dynamical Ratio calculated according to standard criteria. The maximum value is 100. For more information visit [EDA](#)

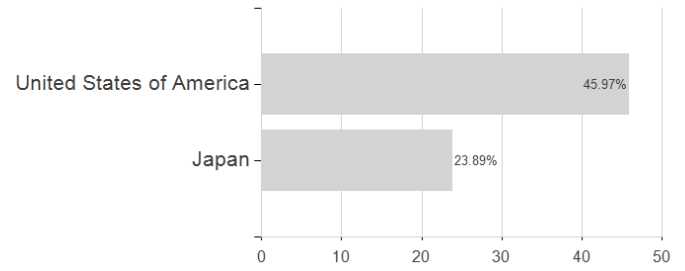
GS GI.Strategic Macro Bd.Pf.I USD / LU2393000901 / A3C4JA / Goldman Sachs AM BV

Assessment Structure

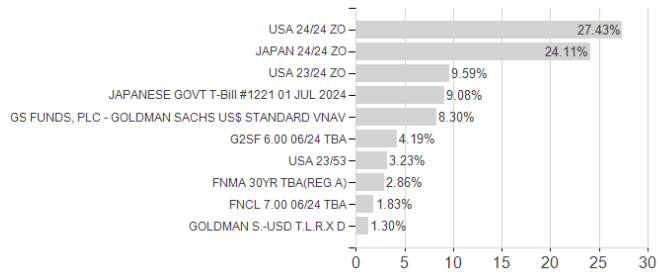
Assets



Countries



Largest positions



Currencies

