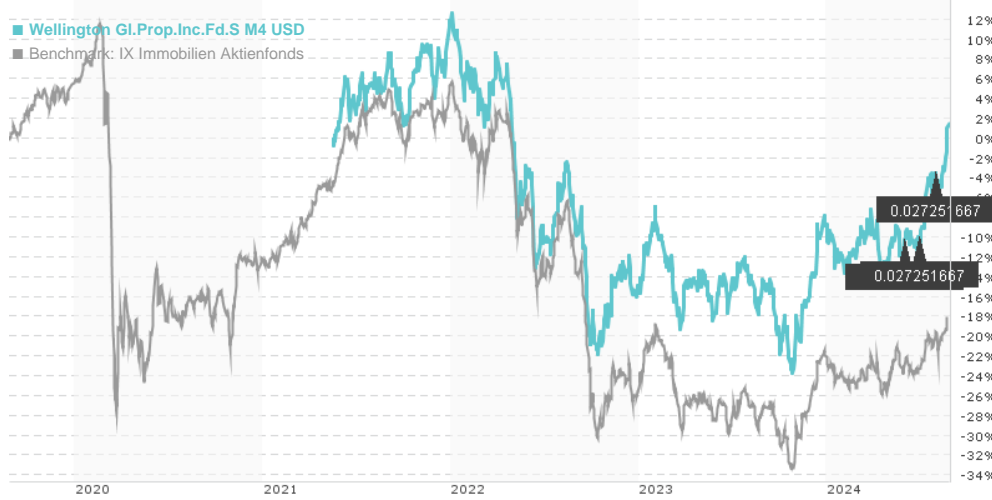


Wellington GI.Prop.Inc.Fd.S M4 USD / LU2339370459 / A3CPCJ / Wellington (LU)

Last 08/26/2024 <sup>1</sup>	Region	Branch	Type of yield	Type
9.16 USD	Worldwide	Real Estate Fund/Equity	paying dividend	Real Estate Investment Fund



**Risk key figures**

SRI: 1 2 3 4 5 6 7

Mountain-View Funds Rating<sup>2</sup>: EDA<sup>3</sup>

Yearly Performance

2023	+7.34%
2022	-24.03%

Master data		Conditions		Other figures	
Fund type	Single fund	Issue surcharge	0.00%	Minimum investment	USD 1,000,000.00
Category	Real Estate	Planned administr. fee	0.00%	Savings plan	-
Sub category	Real Estate Fund/Equity	Deposit fees	0.00%	UCITS / OGAW	Yes
Fund domicile	Luxembourg	Redemption charge	0.00%	Performance fee	0.00%
Tranch volume	(08/26/2024) USD 1.01 mill.	Ongoing charges	-	Redeployment fee	0.00%
Total volume	(08/26/2024) USD 1.14 mill.	Dividends		Investment company	
Launch date	5/18/2021	31.07.2024	0.03 USD	Wellington (LU)	
KESt report funds	Yes	28.06.2024	0.03 USD	280 Congress Street, 02210, Boston, Massachusetts	
Business year start	01.10.	31.05.2024	0.03 USD	United States of America	
Sustainability type	-	30.04.2024	0.03 USD	https://www.wellington.com	
Fund manager	Bradford Stoesser, Xiaobo Ma	28.03.2024	0.03 USD		

Performance	1M	6M	YTD	1Y	2Y	3Y	5Y	Since start
Performance	+6.11%	+15.10%	+11.12%	+20.51%	+9.08%	-3.55%	-	+1.47%
Performance p.a.	-	-	-	+20.57%	+4.43%	-1.20%	-	+0.45%
Sharpe ratio	5.80	2.06	1.01	1.13	0.06	-0.31	-	-0.21
Volatility	16.81%	14.11%	14.00%	15.18%	15.23%	15.23%	0.00%	14.95%
Worst month	-	-6.12%	-6.12%	-6.12%	-11.87%	-11.87%	0.00%	-11.87%
Best month	-	7.29%	7.90%	8.92%	8.92%	8.92%	0.00%	8.92%
Maximum loss	-4.11%	-8.11%	-8.11%	-10.94%	-18.05%	-32.18%	0.00%	-

Distribution permission

Austria, Germany, Switzerland

1 Important note on update status: The displayed date refers exclusively to the calculation of the NAV.

2 The Mountain-View Data Fund Rating calculates a comparative ranking for funds using yield, volatility and trend data. For more information visit [MVD Funds Rating](#)

3 Displays the Ethical-Dynamical Ratio calculated according to standard criteria. The maximum value is 100. For more information visit [EDA](#)

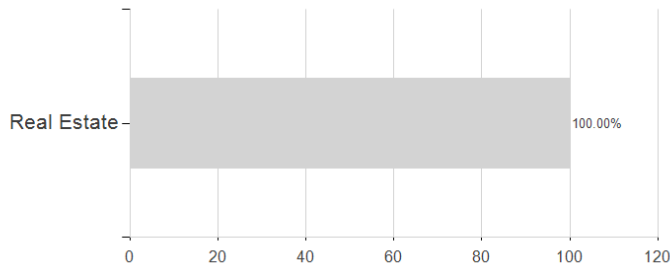
DISCLAIMER: The information on this page are for informational purposes only and should neither an offer to sell nor a solicitation for the purchase of the security or recommendation in favor of the security to be understood. baha GmbH assumes no liability despite thorough searches for the accuracy of the data.

Funds data from: www.mountain-view.com. Fact Sheet created by: www.baha.com

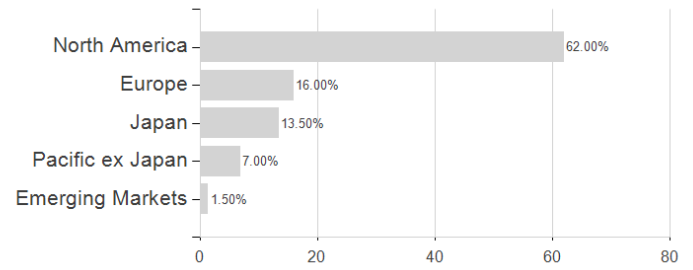
**Wellington GI.Prop.Inc.Fd.S M4 USD / LU2339370459 / A3CPCJ / Wellington (LU)**

Assessment Structure

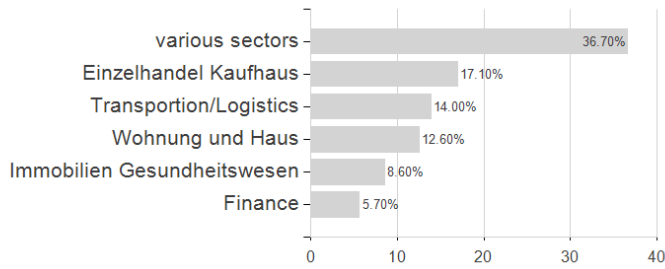
Assets



Countries



Branches



Largest positions

