

Etica Bilanciato R / IT0003409213 / ETIC10 / Etica SGR

Last 10/31/2024 ¹	Region	Branch	Type of yield	Type
15.06 EUR	Worldwide	Mixed Fund/Focus Equity	reinvestment	Mixed Fund



Risk key figures

SRI	1	2	3	4	5	6	7	
Mountain-View Funds Rating ²							EDA ³	86

Yearly Performance

2023	+9.71%
2022	-14.80%
2021	+14.55%
2020	+2.60%
2019	+14.82%

Master data		Conditions		Other figures	
Fund type	Single fund	Issue surcharge	0.00%	Minimum investment	UNT 0
Category	Mixed Fund	Planned administr. fee	0.00%	Savings plan	-
Sub category	Mixed Fund/Focus Equity	Deposit fees	0.10%	UCITS / OGAW	Yes
Fund domicile	Italy	Redemption charge	0.00%	Performance fee	0.00%
Tranch volume	-	Ongoing charges (12/31/2021)	1.93%	Redeployment fee	0.00%
Total volume	-	Dividends		Investment company	
Launch date	2/18/2003			Etica SGR	
KESt report funds	No			Via Napo Torriani, 29, 20124, Milano	
Business year start	01.01.			Italy	
Sustainability type	Ethics/ecology			https://www.eticasgr.com	
Fund manager	-				

Performance	1M	6M	YTD	1Y	2Y	3Y	5Y	Since start
Performance	-0.78%	+4.84%	+5.76%	+15.99%	+12.19%	+0.84%	+20.10%	+29.34%
Performance p.a.	-	-	-	+15.94%	+5.91%	+0.28%	+3.73%	+3.50%
Sharpe ratio	-2.00	0.80	0.51	1.70	0.37	-0.32	0.06	0.04
Volatility	5.92%	8.47%	7.75%	7.61%	7.66%	8.81%	11.63%	10.22%
Worst month	-	-2.92%	-2.92%	-2.92%	-5.80%	-5.80%	-9.35%	-9.35%
Best month	-	1.81%	4.48%	4.96%	4.96%	6.95%	7.06%	7.06%
Maximum loss	-2.61%	-5.28%	-5.28%	-5.28%	-6.87%	-16.12%	-22.47%	-

Distribution permission

Czech Republic

1 Important note on update status: The displayed date refers exclusively to the calculation of the NAV.

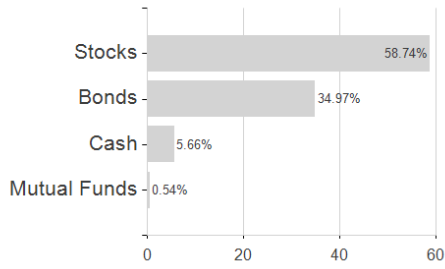
2 The Mountain-View Data Fund Rating calculates a comparative ranking for funds using yield, volatility and trend data. For more information visit [MVD Funds Rating](#)

3 Displays the Ethical-Dynamical Ratio calculated according to standard criteria. The maximum value is 100. For more information visit [EDA](#)

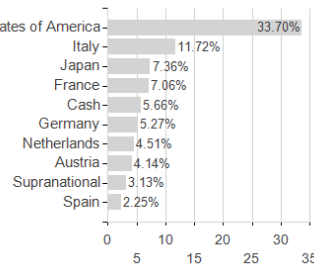
Etica Bilanciato R / IT0003409213 / ETIC10 / Etica SGR

Assessment Structure

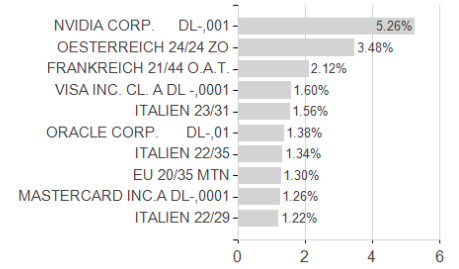
Assets



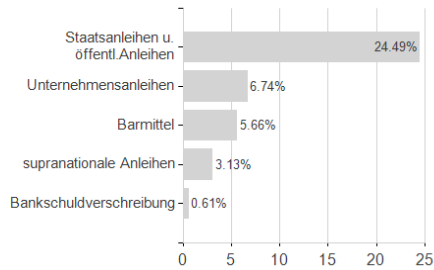
Countries



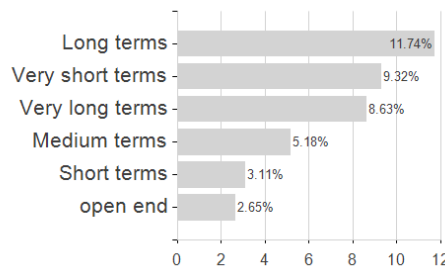
Largest positions



Issuer



Duration



Currencies

