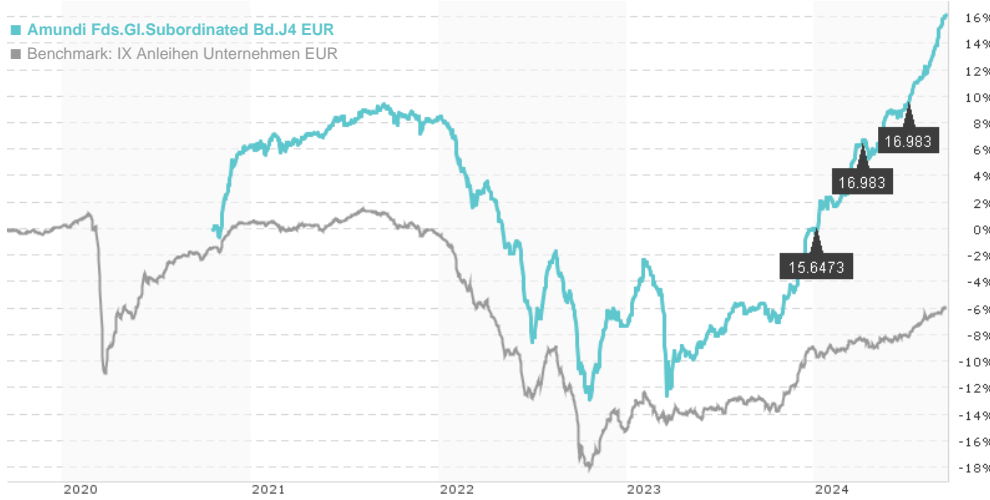


Amundi Fds.GI.Subordinated Bd.J4 EUR / LU2237439273 / A2QE3E / Amundi Luxembourg

Last 09/12/2024 ¹	Region	Branch	Type of yield	Type
997.96 EUR	Worldwide	Corporate Bonds	paying dividend	Fixed-Income Fund



Risk key figures

SRI	1	2	3	4	5	6	7
Mountain-View Funds Rating ²	EDA ³						78

Yearly Performance

2023	+7.88%
2022	-14.54%
2021	+1.97%

Master data		Conditions		Other figures	
Fund type	Single fund	Issue surcharge	0.00%	Minimum investment	EUR 25,000,000.00
Category	Bonds	Planned administr. fee	0.00%	Savings plan	-
Sub category	Corporate Bonds	Deposit fees	0.00%	UCITS / OGAW	Yes
Fund domicile	Luxembourg	Redemption charge	0.00%	Performance fee	0.00%
Tranch volume	(09/12/2024) EUR 0.001 mill.	Ongoing charges	-	Redeployment fee	0.00%
Total volume	(09/12/2024) EUR 778.16 mill.	Dividends		Investment company	
Launch date	10/19/2020	01.07.2024	16.98 EUR	Amundi Luxembourg	
KESt report funds	No	02.04.2024	16.98 EUR	5 allée Scheffer, L-2520, Luxembourg	
Business year start	01.07.	02.01.2024	15.65 EUR	Luxembourg	
Sustainability type	-	02.10.2023	15.65 EUR	https://www.amundi.lu	
Fund manager	Vianney Hocquet, Jordan Skornik, Steven Fawn	03.07.2023	15.65 EUR		

Performance	1M	6M	YTD	1Y	2Y	3Y	5Y	Since start
Performance	+3.36%	+11.04%	+16.22%	+23.60%	+21.93%	+6.35%	-	+16.24%
Performance p.a.	-	-	-	+23.53%	+10.41%	+2.07%	-	+3.94%
Sharpe ratio	29.69	7.56	6.74	5.91	1.27	-0.26	-	0.09
Volatility	1.49%	2.60%	3.06%	3.41%	5.49%	5.38%	0.00%	4.97%
Worst month	-	-0.45%	-0.45%	-0.45%	-6.27%	-7.27%	0.00%	-7.27%
Best month	-	3.70%	3.81%	3.81%	4.34%	5.80%	0.00%	5.80%
Maximum loss	-0.06%	-1.30%	-1.30%	-1.64%	-10.58%	-20.40%	0.00%	-

Distribution permission

Austria, Germany, Switzerland, Luxembourg

1 Important note on update status: The displayed date refers exclusively to the calculation of the NAV.

2 The Mountain-View Data Fund Rating calculates a comparative ranking for funds using yield, volatility and trend data. For more information visit [MVD Funds Rating](#)

3 Displays the Ethical-Dynamical Ratio calculated according to standard criteria. The maximum value is 100. For more information visit [EDA](#)

Amundi Fds.GI.Subordinated Bd.J4 EUR / LU2237439273 / A2QE3E / Amundi Luxembourg

Investment strategy

In actively managing the sub-fund, the investment manager uses market, issuer and credit analysis to identify investments that appear to offer the best risk-adjusted returns (top-down and bottom-up approach). The investment manager pursues a flexible asset allocation strategy. The Sub-Fund is mainly exposed to the issuers of the Benchmark, however, the management of the Sub-Fund is discretionary, and will invest in issuers not included in the Benchmark. The Sub-Fund monitors risk exposure in relation to the Benchmark however the extent of deviation from the Benchmark is expected to be material.

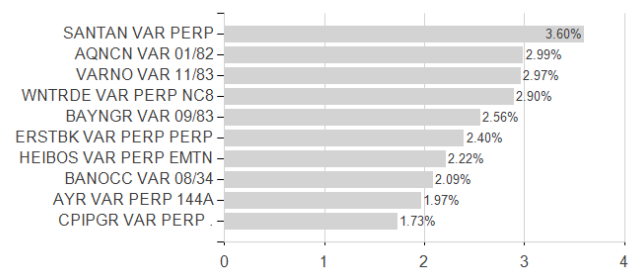
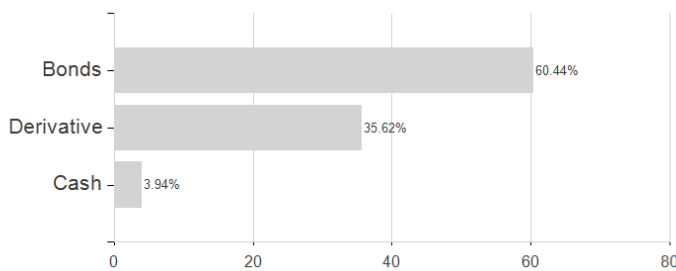
Investment goal

Seeks to increase the value of your investment (through income and capital growth) over the recommended holding period, while achieving an ESG score greater than that of its investment universe. The sub-fund is actively managed. It mainly invests in bonds, perpetual bonds and convertible bonds, issued by corporate issuers, anywhere in the world, including emerging markets. These investments are subordinated and may be below investment grade. The sub-fund may or may not hedge currency risk at portfolio level, at the discretion of the investment manager. The sub-fund uses derivatives to reduce various risks (hedging), manage the portfolio more efficiently, and gain exposure (long or short) to various assets, markets or other investment opportunities such as credit, interest rates and foreign exchange.

Assessment Structure

Assets

Largest positions



Countries

Rating

Duration

